



***For Your Convenience: This Kubota
File Is Shared By Diesel Parts Direct***



YOUR ONE STOP SUPERSTORE FOR DIESEL ENGINE PARTS

SHOP NOW

INDUSTRIAL DIESEL ENGINE

Kubota 03 Series (4-Cylinder)

V2403-M-DI-T-E3B



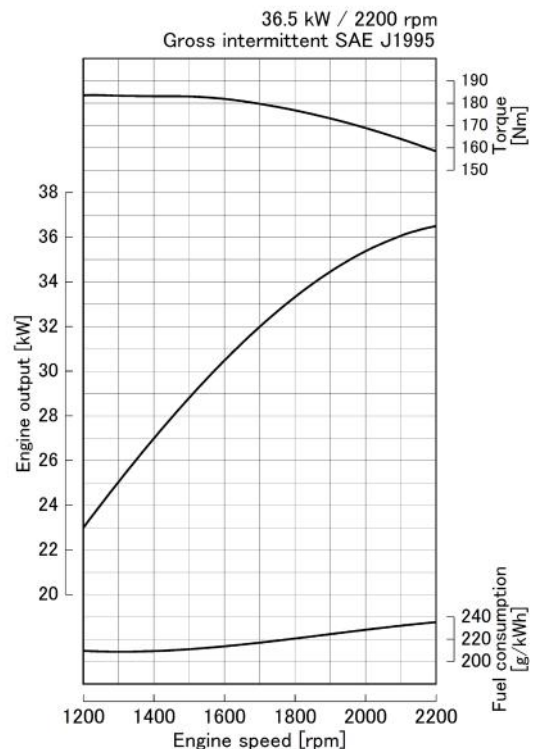
Rated Power

36.5 kW @ 2200 rpm



Photograph may show non-standard equipment.

Performance Curves



Features and Benefits

Emissions

The V2403-M turbocharged engine complies with the EPA/CARB interim Tier 4 + EU Stage IIIA emissions regulations.

Durable Power

The Kubota 03-M Series is well known for its industrial applications. With numerous features such as a built-in solenoid, low fan position, and single-side serviceability, this engine provides excellent performance and flexibility.

The cooling water passages between the cylinder bores feature Kubota's original casting technology as a countermeasure against the heat load caused by high power density, providing both superior endurance and reliable engine performance.

The V2403-M-DI turbocharged engine offers a seamless transition from EPA Tier 2 to EPA interim Tier 4 by maintaining the same footprint and hardware mounting points with minimal performance changes from EPA Tier 2 engines.

Clean and Quiet Power

Kubota has increased the fuel injection pressure to achieve more complete combustion to reduce particulate matter (PM) levels. The half-float valve cover and MoS₂-coated pistons reduce noise levels by 1.0-2.0 dBA compared to conventional diesel engines and decrease vibrations transmitted from the valve area.

Options

Kubota 03-M Series engines offer side power take-off (PTO) in response to the trend of the use of hydraulic control devices in industrial machines. A hydraulic pump can be installed at the two side PTO locations.

Indirect-Injection engines are also available.

For Earth, For Life
Kubota

V2403-M-DI-T-E3B

Engine Specifications

| | | |
|--|------------------|---|
| Engine model | | V2403-M-DI-T-E3B |
| Emission regulation | | EPA/CARB interim Tier 4 level + EU Stage IIIA |
| Type | | Vertical, water cooled 4-cycle diesel engine |
| Cylinders | | 4 |
| Bore and stroke | mm (in) | 87.0 x 102.4 (3.43 x 4.031) |
| Displacement | L (cu.in) | 2.434 (148.5) |
| Aspiration | | Turbocharged |
| Aftertreatment | | - |
| Rated output / speed *1 | kW (HP) / rpm | 36.5 (48.9) / 2200 |
| Maximum torque / speed *1 | Nm (lb-ft) / rpm | 183.0 (135.0) / 1200 |
| Combustion system | | Direct injection |
| Fuel system | | In-line pump |
| Length x Width x Height *2 (without aftertreatment unit) | mm (in) | 646 x 495 x 728 (25.4 x 19.5 x 28.7) |
| Length x Width x Height *3 (with aftertreatment unit) | mm (in) | - |
| Dry weight *3 | kg (lbs) | 201 (443) |

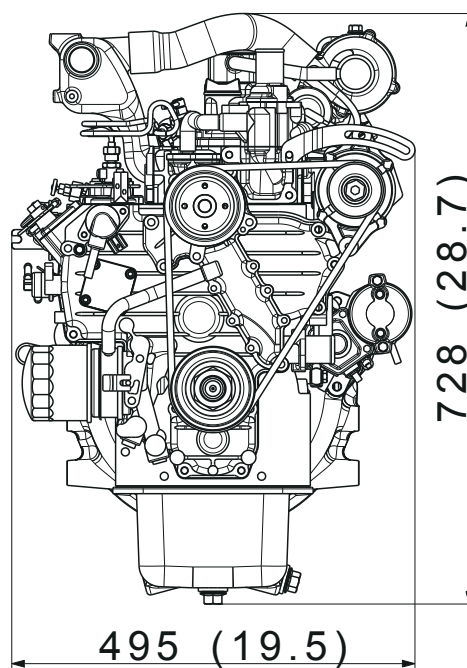
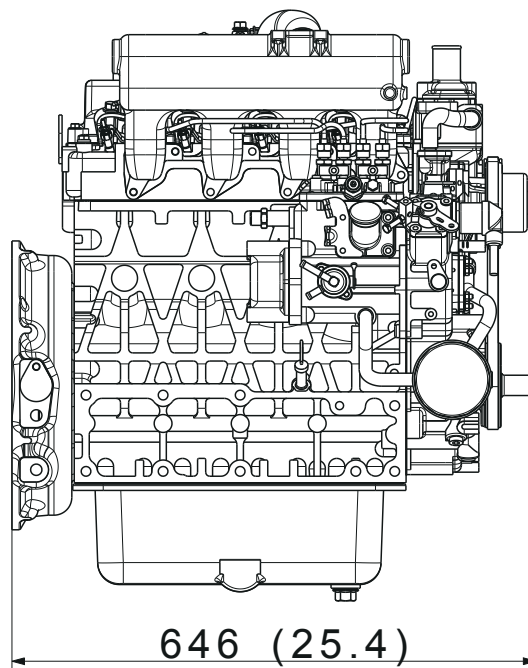
Specifications are subject to change without notice.
Dimensions and dry weight are according to Kubota's standard specification.
Dimensions and weight depend on completed specifications.

*1: SAE J1995 gross intermittent

*2: Exclude cooling fan and exclude aftertreatment unit

*3: Exclude cooling fan and include aftertreatment unit on engine

Dimensions



Kubota Corporation

2-47, Shikitsuhigashi 1-chome Naniwa-ku, Osaka, 556-8601 Japan

<https://global.engine.kubota.co.jp/en/>

ASP-V2403-M-DI-T-E3B1808-R1-I