



***For Your Convenience: This Deutz File  
Is Shared By Diesel Parts Direct***



**YOUR ONE STOP SUPERSTORE FOR DIESEL ENGINE PARTS**

**SHOP NOW**

# DEUTZ TCD 2.2

## For Tractors

45–55.4 kW | 60–74 hp at 2200–2600 min<sup>-1</sup>/rpm | EU Stage V




The DEUTZ TCD 2.2 is the compact, water-cooled 3-cylinder inline engine for tractors with a power range from 45 to 55.4 kW.

### DISCOVER THE TCD 2.2

- Newly-designed, water-cooled 3-cylinder inline engine with powerful common rail injection system, turbo charging and charge air cooling.
- Engine and exhaust aftertreatment (EAT) are optimised for highest total system efficiency and thus ensure lowest consumption and cost.
- The engines meet the requirements of the EU Stage V and US EPA Tier 4 with DVERT<sup>®</sup> particulate filter (DPF). A variant without EAT is available as an option for less regulated markets.

- The engine family 2.2 / 2.9 is based on an integrative platform. The installation dimensions and customer interfaces are almost identical, so that a uniform solution is available over a wide range of applications.
- The extremely compact engine design and customer friendly accessories reduce the installation costs and increase the number of applications.
- Best cold starting performance even under extreme conditions.

- 100% power take-off at flywheel and front end and additional side PTO drive with up to 120 Nm for the mounting of up to two hydraulic pumps.
- 500 h oil change intervals and a maintenance-free valve train result in low maintenance costs and increased machine availability.



### TECHNICAL DATA

Engine type		TCD 2.2 L3
No. of cylinders		3
Bore/stroke	mm   in	92/110   3.62/4.33
Displacement	l   cu in	2.2   0.73
Max. nominal speed	min <sup>-1</sup>   rpm	2600

Engine type		TCD 2.2 L3		
Power output as per ISO 14396 <sup>1)</sup>	kW   hp	45   60	50   67	55.4   74
at speed	min <sup>-1</sup>   rpm	2600	2600	2600
Max. power	kW   hp	47   63	51.8   69	55.4   74
at speed	min <sup>-1</sup>   rpm	2300	2300	2300
Max. torque	Nm   lb/ft	280   207	280   207	280   207
at speed	min <sup>-1</sup>   rpm	1600	1600	1600
minimum idling speed	min <sup>-1</sup>   rpm	900	900	900
Specific fuel consumption <sup>2)</sup>	g/kWh   lb/hph	216   0.355	216   0.355	216   0.355
Weight	kg   lb	268   591	268   591	268   591

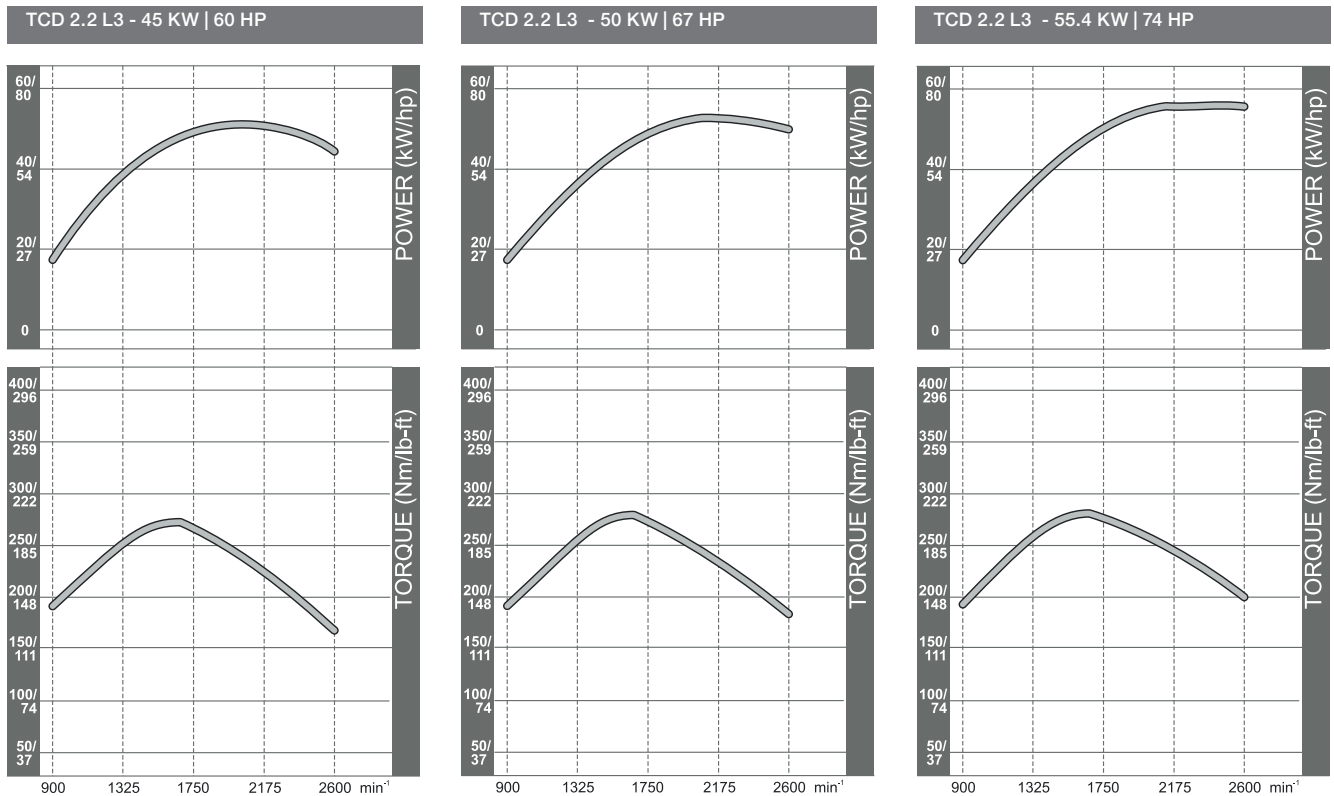
1) Power data without deduction of fan power.

2) Best point consumption refers to diesel with a density of 0.835 kg/dm<sup>3</sup> at 15°C.

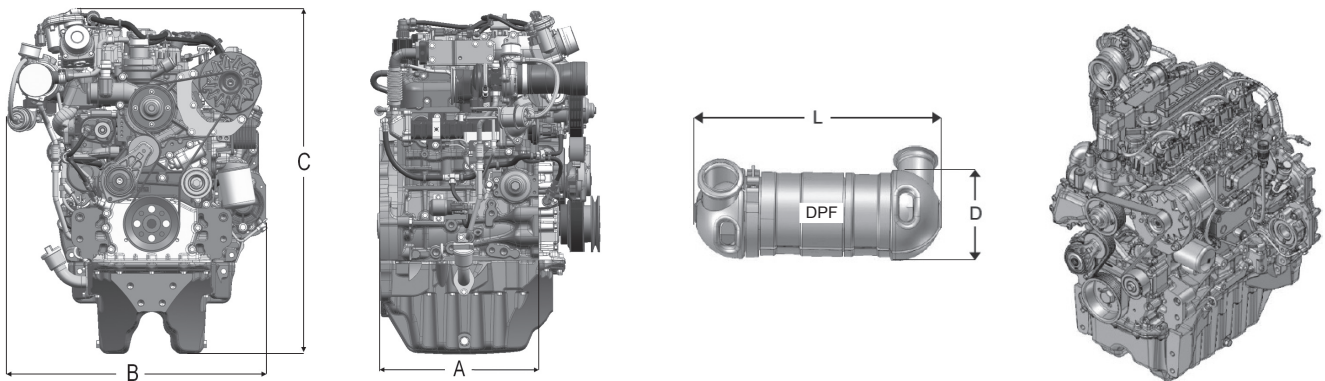
The engine company.



## TORQUE CURVES



## DIMENSIONS



		A	B	C	D	L	DPF for Stage V
TCD 2.2 L3	mm   in	377   14.8	593   23.3	803   31.6	190   7.5	380   15.0	■

■ Standard

Note: The engine dimensions and weights vary depending on the scope of delivery.

**DEUTZ AG**  
 Ottostraße 1  
 51149 Köln  
 Deutschland  
 Tel. +49 221 822-0  
 Fax: +49 221 822-3525  
 info@deutz.com  
 www.deutz.com

**DEUTZ Asia-Pacific  
 (Pte) Ltd.**  
 10 Gul Crescent  
 Singapore 629523  
 Phone: +65 66 72 7800  
 Fax: +65 62 64 1779 /  
 62 65 3007  
 E-mail: dap@deutz.com  
 www.deutz.com.sg

**DEUTZ Corporation**  
 3883 Steve Reynolds Blvd.  
 Norcross, GA 30093  
 USA  
 Phone: +01 (770) 564 - 7100  
 Fax: +01 (770) 564 - 7222  
 www.deutzamericas.com

We care. We support. We deliver.  
**DEUTZ SERVICE.**