

***For Your Convenience: This Caterpillar
File Is Shared By Diesel Parts Direct***



YOUR ONE STOP SUPERSTORE FOR DIESEL ENGINE PARTS

SHOP NOW




Marine Generator Set

3304B

Radiator Cooled

50 kW (63 kVA) 50 Hz @ 1500 rpm



Shown with
Accessory Equipment;
Radiator Not Shown

SPECIFICATIONS

I-4, 4-Stroke-Cycle-Diesel

Emissions IMO compliant
 Displacement 7.0 L (425 cu. in.)
 Bore 121 mm (4.75 in.)
 Stroke 152 mm (6.0 in.)
 Aspiration Naturally Aspirated
 Governor Hydra-mechanical or PSG
 Engine Weight, Net Dry (approx) 1225 kg (2700 lb)
 Capacity for Liquids
 Cooling System
 (engine & radiator) 32 L (8.5 U.S. gal)
 Lube Oil System (refill) 22 L (5.75 U.S. gal)
 Oil Change Interval 500 hr
 Caterpillar DEO 10W30 or 15W40
 Rotation (from flywheel end) Counterclockwise

STANDARD EQUIPMENT

Air Inlet System

Regular duty single stage air cleaner, rain cap

Charging System

24V 35 Amp alternator

Cooling System

Engine mounted radiator, blower fan, fan drive, fan guard, oil cooler, thermostat and housing, gear driven centrifugal jacket water pump

Exhaust System

Watercooled manifold and turbocharger; dry flange 76 mm (3 in.)

Flywheel and Flywheel Housing

SAE No. 1 (156 teeth)

Fuel System

Fuel priming pump, fuel transfer pump, fuel filter, primary fuel filter, flexible fuel lines

Generator and Attachments

Brushless PM excited SR4 generator

Instruments

RH instrument panel with oil pressure, water temperature, and fuel pressure gauges; service meter

Lube System

Top-mounted crankcase breather, oil filter, LH oil level gauge

Mounting System

Supports, narrow base

Starting System

24 Volt electric starting motor

General

Caterpillar yellow paint, lifting eyes

ACCESSORY EQUIPMENT

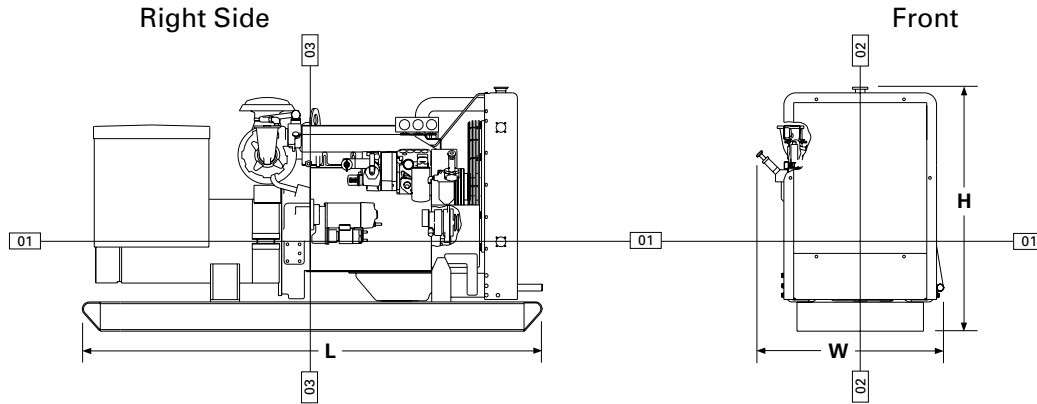
Air Starting Motor
 Alarm Contactor — Oil Pressure, Water Temperature
 24V 60 Amp Alternator
 Auxiliary Drive Pulley
 Digital Tachometer
 Double Wall Fuel Lines and Drain
 12V Electric Gauges — Oil Pressure, Water Temperature
 24V or 32V Electric Gauges — Oil Pressure, Water Temp.
 Electric Shutoffs — Oil Pressure, Water Temperature,
 Overspeed
 12V Electric Starting Motor
 Ether Starting Aid
 Exhaust Elbow, Pipe, Flexible Fittings
 Extension Terminal Box
 High Capacity Radiator and Fan Drive
 Hydraulic Pump Drive
 Low Voltage Connections
 Magnetic Pickup
 Manual Shutoff Lever
 Manual Voltage Control
 Mechanical Overspeed Contactor
 Mechanical Tachometer Drive
 Paralleling Kit
 RFI Filter
 RH Oil Level Gauge
 Solenoid Shutoff — 12V or 24V, ETR or ETS
 Spare Parts Kit
 Terminal Strip Connections

PERFORMANCE DATA

Naturally Aspirated

DM4053-00

50 kW (.8 pf) 63 kVA			
% load	ekW	Lph	gph
100	52	17.4	4.6
76	40	12.9	3.4
52	27	9.4	2.5
23	12	5.8	1.5



DIMENSIONS*

	mm	in.
Overall Length	2400.0	94.5
Length from front to rear face of block	1080.8	42.6
Length from rear face of block to back of generator	1131.9	44.6
Overall Height	1273.5	50.1
Height from crankshaft centerline to top of engine	803.5	31.6
Height from crankshaft centerline to bottom of rails	470.0	18.5
Overall Width	979.4	38.6
Width from crankshaft centerline to port side (left side)	436.6	17.2
Width from crankshaft centerline to starboard side (right side)	542.8	21.4

	Front		Rear	
	mm	in.	mm	in.
Customer mounting hole diameter			20.5	0.8
Width from crankshaft centerline to side			302.3	11.9
Length from rear face of block to mounting hole	678.5	26.7	445.5	17.5

*Illustrations and dimensions from drawing: 128-3807.

CATERPILLAR SR4 GENERATOR

- Type Brushless, revolving field, permanent magnet excited
- Construction Single bearing, close coupled
- Three-phase . . . 12 wire, wye or delta connected
- Insulation. Class F with tropicalization and anti-abrasion
- Voltage Regulator Generator mounted, volts-per-hertz
- Voltage Regulation. ±1/2%
- Voltage Gain Adjustable
- Generator Weight, Net (approx)
365 frame 381 kg (840 lb)
- Space Heater
- Voltages Available (adjustable +10%, -5%)
50 Hz — 190-380 volts
- Meets or exceeds Marine Society requirements

RATING CONDITIONS

- Engine Performance Parameters**
- Power. ±3%
 - Specific Fuel Consumption ±3%
 - Fuel Rate ±5%

Ratings are based on SAE J1228/ISO8665 standard conditions of 100 kPa (29.61 in. Hg), 25°C (77°F), and 30% relative humidity. These ratings also apply at ISO3046/1, DIN6271/3, and BS5514 conditions of 100 kPa (29.61 in. Hg), 27°C (81°F), and 60% relative humidity.

Fuel rates are based on fuel oil of 35° API [16°C (60°F)] gravity having an LHV of 42 780 kJ/kg (18,390 Btu/lb) when used at 29°C (85°F) and weighing 838.9 g/L (7.001 lb/U.S. gal).

Additional ratings may be available for specific customer requirements. Consult your Caterpillar representative for additional information.

Performance data is calculated in accordance with tolerances and conditions stated in this specification sheet and is only intended for purposes of comparison with other manufacturers' engines. Actual engine performance may vary according to the particular application of the engine and operating conditions beyond Caterpillar's control.

TMI Reference No.: DM4053-00 (6-15-01)

Materials and specifications are subject to change without notice.

The International System of Units (SI) is used in this publication.




Marine Generator Set

3304B

Radiator Cooled

65 ekW (81 kVA) 60 Hz @ 1800 rpm



Shown with
Accessory Equipment;
Radiator Not Shown

STANDARD EQUIPMENT

Air Inlet System

Regular duty single stage air cleaner, rain cap

Charging System

24V 35 Amp alternator

Cooling System

Engine mounted radiator, blower fan, fan drive, fan guard, oil cooler, thermostat and housing, gear driven centrifugal jacket water pump

Exhaust System

Watercooled manifold and turbocharger; dry flange 76 mm (3 in.)

Flywheel and Flywheel Housing

SAE No. 1 (156 teeth)

Fuel System

Fuel priming pump, fuel transfer pump, fuel filter, primary fuel filter, flexible fuel lines

Generator and Attachments

Brushless PM excited SR4 generator

Instruments

RH instrument panel with oil pressure, water temperature, and fuel pressure gauges; service meter

Lube System

Top-mounted crankcase breather, oil filter, LH oil level gauge

Mounting System

Supports, narrow base

Starting System

24 Volt electric starting motor

General

Caterpillar yellow paint, lifting eyes

SPECIFICATIONS

I-4, 4-Stroke-Cycle-Diesel

Emissions IMO compliant
 Displacement 7.0 L (425 cu. in.)
 Bore 121 mm (4.75 in.)
 Stroke 152 mm (6.0 in.)
 Aspiration Naturally Aspirated
 Governor Hydra-mechanical or PSG
 Engine Weight, Net Dry (approx) 1225 kg (2700 lb)
 Capacity for Liquids
 Cooling System
 (engine & radiator) 32 L (8.5 U.S. gal)
 Lube Oil System (refill) 22 L (5.75 U.S. gal)
 Oil Change Interval 500 hr
 Caterpillar DEO 10W30 or 15W40
 Rotation (from flywheel end) Counterclockwise

ACCESSORY EQUIPMENT

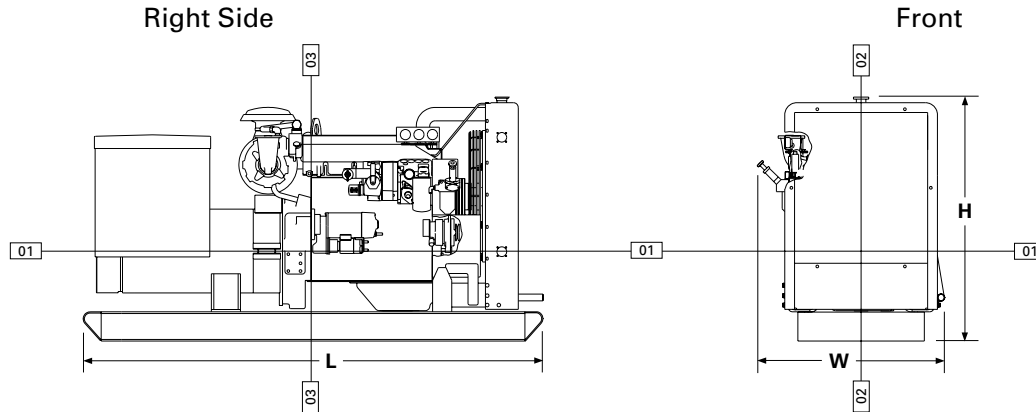
Air Starting Motor
 Alarm Contactor — Oil Pressure, Water Temperature
 24V 60 Amp Alternator
 Auxiliary Drive Pulley
 Digital Tachometer
 Double Wall Fuel Lines and Drain
 12V Electric Gauges — Oil Pressure, Water Temperature
 24V or 32V Electric Gauges — Oil Pressure, Water Temp.
 Electric Shutoffs — Oil Pressure, Water Temp.,
 Overspeed
 12V Electric Starting Motor
 Ether Starting Aid
 Exhaust Elbow, Pipe, Flexible Fittings
 Extension Terminal Box
 High Capacity Radiator and Fan Drive
 Hydraulic Pump Drive
 Low Voltage Connections
 Magnetic Pickup
 Manual Shutoff Lever
 Manual Voltage Control
 Mechanical Overspeed Contactor
 Mechanical Tachometer Drive
 Paralleling Kit
 RFI Filter
 RH Oil Level Gauge
 Solenoid Shutoff — 12V or 24V, ETR or ETS
 Spare Parts Kit
 Terminal Strip Connections

PERFORMANCE DATA

Naturally Aspirated

DM4054-00

65 ekW (.8 pf) 81 kVA			
% load	ekW	Lph	gph
100	69	24.9	6.6
76	53	17.2	4.5
53	36	12.5	3.3
24	17	7.6	2.0



DIMENSIONS*

	mm	in.
Overall Length	2400.0	94.5
Length from front to rear face of block	1080.8	42.6
Length from rear face of block to back of generator	1131.9	44.6
Overall Height	1273.5	50.1
Height from crankshaft centerline to top of engine	803.5	31.6
Height from crankshaft centerline to bottom of rails	470.0	18.5
Overall Width	979.4	38.6
Width from crankshaft centerline to port side (left side)	436.6	17.2
Width from crankshaft centerline to starboard side (right side)	542.8	21.4

	Front		Rear	
	mm	in.	mm	in.
Customer mounting hole diameter			20.5	0.8
Width from crankshaft centerline to side			302.3	11.9
Length from rear face of block to mounting hole	678.5	26.7	445.5	17.5

*Illustrations and dimensions from drawing: 128-3807.

CATERPILLAR SR4 GENERATOR

- Type Brushless, revolving field, permanent magnet excited
- Construction Single bearing, close coupled
- Three-phase . . . 12 wire, wye or delta connected
- Insulation. Class F with tropicalization and anti-abrasion
- Voltage Regulator Generator mounted, volts-per-hertz
- Voltage Regulation. ±1/2%
- Voltage Gain Adjustable
- Generator Weight, Net (approx)
365 frame 381 kg (840 lb)
- Space Heater
- Voltages Available (adjustable +10%, -5%)
60 Hz — 220-440 volts
- Meets or exceeds Marine Society requirements

RATING CONDITIONS

- Engine Performance Parameters**
- Power. ±3%
 - Specific Fuel Consumption ±3%
 - Fuel Rate ±5%

Ratings are based on SAE J1228/ISO8665 standard conditions of 100 kPa (29.61 in. Hg), 25°C (77°F), and 30% relative humidity. These ratings also apply at ISO3046/1, DIN6271/3, and BS5514 conditions of 100 kPa (29.61 in. Hg), 27°C (81°F), and 60% relative humidity.

Fuel rates are based on fuel oil of 35° API [16°C (60°F)] gravity having an LHV of 42 780 kJ/kg (18,390 Btu/lb) when used at 29°C (85°F) and weighing 838.9 g/L (7.001 lb/U.S. gal).


Additional ratings may be available for specific customer requirements. Consult your Caterpillar representative for additional information.

Performance data is calculated in accordance with tolerances and conditions stated in this specification sheet and is only intended for purposes of comparison with other manufacturers' engines. Actual engine performance may vary according to the particular application of the engine and operating conditions beyond Caterpillar's control.



Marine Generator Set 3304B

50 ekW (63 kVA) 50 Hz @ 1500 rpm



Shown with Accessory Equipment

STANDARD EQUIPMENT

Air Inlet System

Regular duty single stage air cleaner, rain cap

Charging System

24V 35 Amp alternator

Cooling System

Gear driven self priming centrifugal auxiliary water pump with rubber impeller (heat exchanger engines), gear driven centrifugal jacket water pump, oil cooler, engine mounted heat exchanger with removable tube bundle and replaceable copper-nickel tubes (heat exchanger engines), expansion tank, thermostat and housing

Exhaust System

Watercooled manifold and turbocharger, dry flange 76 mm (3 in.)

Flywheel and Flywheel Housing

SAE No. 1 (156 teeth)

Fuel System

Fuel priming pump, fuel transfer pump, fuel filter, primary fuel filter, flexible fuel lines

Generator and Attachments

Brushless PM excited SR4 generator

Instruments

RH instrument panel with oil pressure, water temperature, and fuel pressure gauges; service meter

Lube System

Top-mounted crankcase breather, oil filter, LH oil level gauge, oil pan

Mounting System

Supports

Starting System

24 Volt electric starting motor

General

Caterpillar yellow paint, lifting eyes

SPECIFICATIONS

I-4, 4-Stroke-Cycle-Diesel

Emissions IMO compliant
 Displacement 7.0 L (425 cu. in.)
 Bore 121 mm (4.75 in.)
 Stroke 152 mm (6.0 in.)
 Aspiration Naturally Aspirated
 Governor Hydra-mechanical or PSG
 Engine Weight, Net Dry (approx)
 Heat Exchanger Cooled 1177 kg (2595 lb)
 Keel Cooled 1154 kg (2545 lb)
 Capacity for Liquids
 Cooling System (engine only) 13 L (3.5 U.S. gal)
 Lube Oil System (refill) 22 L (5.7 U.S. gal)
 Oil Change Interval 500 hr
 Caterpillar DEO 10W30 or 15W40
 Rotation (from flywheel end) Counterclockwise

ACCESSORY EQUIPMENT

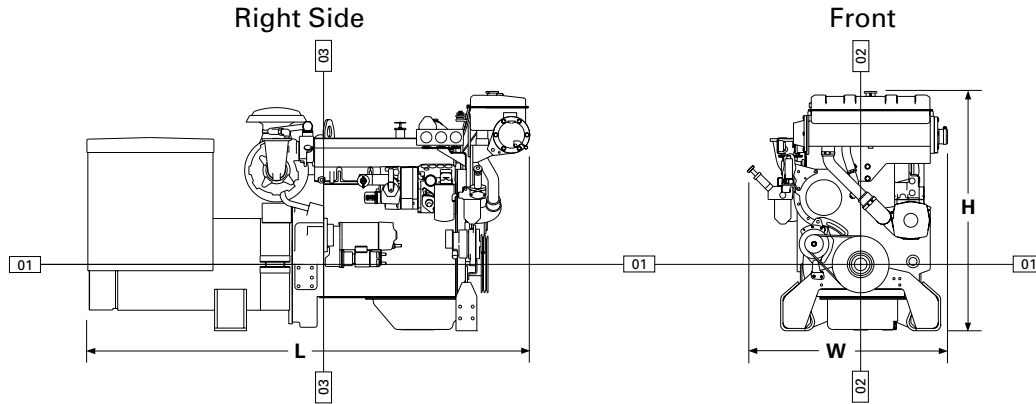
Air Starting Motor
 Alarm Contactor — Oil Pressure, Water Temperature
 12V 51 Amp, 24V 35 Amp or 60 Amp Alternator
 Auxiliary Drive Pulley
 Digital Tachometer
 Double Wall Fuel Lines and Drain
 12V Electric Gauges — Oil Pressure, Water Temperature
 24V or 32V Electric Gauges — Oil Pressure, Water Temp.
 Electric Shutoffs — Oil Pressure, Water Temperature,
 Overspeed
 12V Electric Starting Motor
 Ether Starting Aid
 Exhaust Elbow, Pipe, Flexible Fittings
 Extension Terminal Box
 Hydraulic Pump Drive and Adapter
 Low Voltage Connections
 Magnetic Pickup
 Manual Shutoff Lever
 Manual Voltage Control
 Mechanical Tachometer Drive
 Mechanical Overspeed Contactor
 Paralleling Kit
 RFI Filter
 RH Oil Level Gauge
 Solenoid Shutoff — 12V or 24V, ETR or ETS
 Spare Parts Kit
 Terminal Strip Connections

PERFORMANCE DATA

Naturally Aspirated

TM1975-01

50 ekW (.8 pf) 63 kVA			
% load	ekW	Lph	gph
100	50	16.1	4.3
70	35	11.4	3.0
50	25	8.8	2.3
20	10	5.2	1.4



DIMENSIONS*

	mm	in.
Overall Length	2007.1	79.0
Length from front to rear face of block	986.6	38.8
Length from rear face of block to back of generator	1020.5	40.2
Overall Height	1145.2	45.1
Height from crankshaft centerline to top of engine	827.7	32.6
Height from crankshaft centerline to bottom of rails	317.5	12.5
Overall Width	917.7	36.1
Width from crankshaft centerline to port side (left side)	374.9	14.8
Width from crankshaft centerline to starboard side (right side)	542.8	21.4

	Front		Rear	
	mm	in.	mm	in.
Customer mounting hole diameter	17.5	0.7	22.5	0.9
Width from crankshaft centerline to side	285.8	11.3	285.8	11.3
Length from rear face of block to mounting holes			407.1	16.0
			483.3	19.0

*Illustrations and dimensions from drawing: 118-7826.

CATERPILLAR SR4 GENERATOR

- Type Brushless, revolving field, permanent magnet excited
- Construction Single bearing, close coupled
- Three-phase . . . 12 wire, wye or delta connected
- Insulation. Class F with tropicalization and anti-abrasion
- Voltage Regulator Generator mounted, volts-per-hertz
- Voltage Regulation. ±1/2%
- Voltage Gain Adjustable
- Generator Weight, Net (approx)
365 frame 381 kg (840 lb)
- Space Heater
- Voltages Available (adjustable +10%, -5%)
50 Hz — 190-380 volts
- Meets or exceeds Marine Society requirements

RATING CONDITIONS

- Engine Performance Parameters**
- Power. ±3%
 - Specific Fuel Consumption ±3%
 - Fuel Rate ±5%

Ratings are based on SAE J1228/ISO8665 standard conditions of 100 kPa (29.61 in. Hg), 25°C (77°F), and 30% relative humidity. These ratings also apply at ISO3046/1, DIN6271/3, and BS5514 conditions of 100 kPa (29.61 in. Hg), 27°C (81°F), and 60% relative humidity.

Fuel rates are based on fuel oil of 35° API [16°C (60°F)] gravity having an LHV of 42 780 kJ/kg (18,390 Btu/lb) when used at 29°C (85°F) and weighing 838.9 g/L (7.001 lb/U.S. gal).


Additional ratings may be available for specific customer requirements. Consult your Caterpillar representative for additional information.

Performance data is calculated in accordance with tolerances and conditions stated in this specification sheet and is only intended for purposes of comparison with other manufacturers' engines. Actual engine performance may vary according to the particular application of the engine and operating conditions beyond Caterpillar's control.



Marine Generator Set 3304B

65 ekW (81 kVA) 60 Hz @ 1800 rpm



Shown with Accessory Equipment

STANDARD EQUIPMENT

Air Inlet System

Regular duty single stage air cleaner, rain cap

Charging System

24V 35 Amp alternator

Cooling System

Gear driven self priming centrifugal auxiliary water pump with rubber impeller (heat exchanger engines), gear driven centrifugal jacket water pump, oil cooler, engine mounted heat exchanger with removable tube bundle and replaceable copper-nickel tubes (heat exchanger engines), expansion tank, thermostat and housing

Exhaust System

Watercooled manifold and turbocharger; dry flange 76 mm (3 in.)

Flywheel and Flywheel Housing

SAE No. 1 (156 teeth)

Fuel System

Fuel priming pump, fuel transfer pump, fuel filter, primary fuel filter, flexible fuel lines

Generator and Attachments

Brushless PM excited SR4 generator

Instruments

RH instrument panel with oil pressure, water temperature, and fuel pressure gauges; service meter

Lube System

Top-mounted crankcase breather, oil filter, LH oil level gauge, oil pan

Mounting System

Supports

Starting System

24 Volt electric starting motor

General

Caterpillar yellow paint, lifting eyes

SPECIFICATIONS

I-4, 4-Stroke-Cycle-Diesel

Emissions IMO compliant
 Displacement 7.0 L (425 cu. in.)
 Bore 121 mm (4.75 in.)
 Stroke 152 mm (6.0 in.)
 Aspiration Naturally Aspirated
 Governor Hydra-mechanical or PSG
 Engine Weight, Net Dry (approx)
 Heat Exchanger Cooled 1177 kg (2595 lb)
 Keel Cooled 1154 kg (2545 lb)
 Capacity for Liquids
 Cooling System (engine only) 13 L (3.5 U.S. gal)
 Lube Oil System (refill) 22 L (5.7 U.S. gal)
 Oil Change Interval 500 hr
 Caterpillar DEO 10W30 or 15W40
 Rotation (from flywheel end) Counterclockwise

ACCESSORY EQUIPMENT

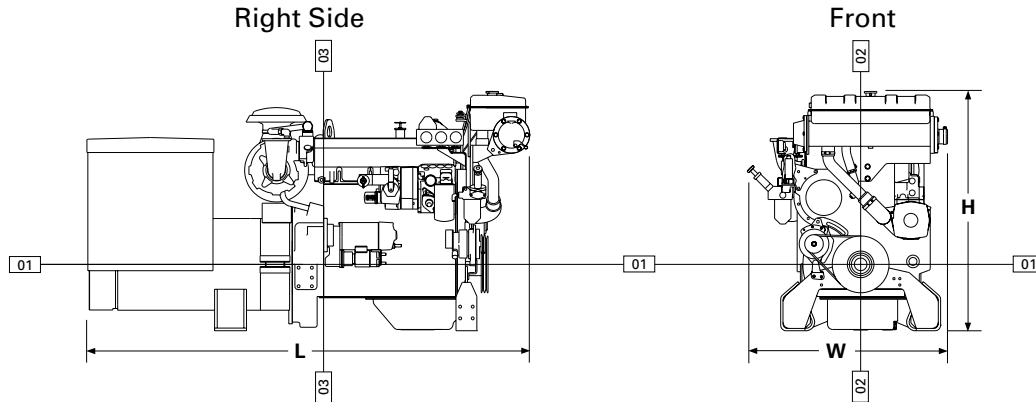
Air Starting Motor
 Alarm Contactor — Oil Pressure, Water Temperature
 12V 51 Amp, 24V 35 Amp or 60 Amp Alternator
 Auxiliary Drive Pulley
 Digital Tachometer
 Double Wall Fuel Lines and Drain
 12V Electric Gauges — Oil Pressure, Water Temperature
 24V or 32V Electric Gauges — Oil Pressure, Water Temp.
 Electric Shutoffs — Oil Pressure, Water Temperature,
 Overspeed
 12V Electric Starting Motor
 Ether Starting Aid
 Exhaust Elbow, Pipe, Flexible Fittings
 Extension Terminal Box
 Hydraulic Pump Drive and Adapter
 Low Voltage Connections
 Magnetic Pickup
 Manual Shutoff Lever
 Manual Voltage Control
 Mechanical Tachometer Drive
 Mechanical Overspeed Contactor
 Paralleling Kit
 RFI Filter
 RH Oil Level Gauge
 Solenoid Shutoff — 12V or 24V, ETR or ETS
 Spare Parts Kit
 Terminal Strip Connections

PERFORMANCE DATA

Naturally Aspirated

TM8324-01

65 ekW (.8 pf) 81 kVA			
% load	ekW	Lph	gph
100	65	22.7	6.0
77	50	16.5	4.4
54	35	12.3	3.2
39	25	9.8	2.6



DIMENSIONS*

	mm	in.		mm	in.	
Overall Length	2007.1	79.0				
Length from front to rear face of block	986.6	38.8				
Length from rear face of block to back of generator	1020.5	40.2				
Overall Height	1145.2	45.1				
Height from crankshaft centerline to top of engine	827.7	32.6				
Height from crankshaft centerline to bottom of rails	317.5	12.5				
Overall Width	917.7	36.1				
Width from crankshaft centerline to port side (left side)	374.9	14.8				
Width from crankshaft centerline to starboard side (right side)	542.8	21.4				
			Front	Rear		
			mm	in.	mm	in.
Customer mounting hole diameter			17.5	0.7	22.5	0.9
Width from crankshaft centerline to side			285.8	11.3	285.8	11.3
Length from rear face of block to mounting holes					407.1	16.0
					483.3	19.0

*Illustrations and dimensions from drawing: 118-7826.

CATERPILLAR SR4 GENERATOR

- Type Brushless, revolving field, permanent magnet excited
- Construction Single bearing, close coupled
- Three-phase . . . 12 wire, wye or delta connected
- Insulation Class F with tropicalization and anti-abrasion
- Voltage Regulator Generator mounted, volts-per-hertz
- Voltage Regulation ±1/2%
- Voltage Gain Adjustable
- Generator Weight, Net (approx)
365 frame 381 kg (840 lb)
- Space Heater
- Voltages Available (adjustable +10%, -5%)
60 Hz — 220-440 volts
- Meets or exceeds Marine Society requirements

RATING CONDITIONS

- Engine Performance Parameters**
- Power ±3%
 - Specific Fuel Consumption ±3%
 - Fuel Rate ±5%

Ratings are based on SAE J1228/ISO8665 standard conditions of 100 kPa (29.61 in. Hg), 25°C (77°F), and 30% relative humidity. These ratings also apply at ISO3046/1, DIN6271/3, and BS5514 conditions of 100 kPa (29.61 in. Hg), 27°C (81°F), and 60% relative humidity.

Fuel rates are based on fuel oil of 35° API [16°C (60°F)] gravity having an LHV of 42 780 kJ/kg (18,390 Btu/lb) when used at 29°C (85°F) and weighing 838.9 g/L (7.001 lb/U.S. gal).

Additional ratings may be available for specific customer requirements. Consult your Caterpillar representative for additional information.

Performance data is calculated in accordance with tolerances and conditions stated in this specification sheet and is only intended for purposes of comparison with other manufacturers' engines. Actual engine performance may vary according to the particular application of the engine and operating conditions beyond Caterpillar's control.