

PARTS LIST

WESTERBEKE 70-100 Marine Diesel Engines

WESTERBEKE 25-32KW Marine Diesel Generators

Publication #33620

Edition One

February 1984



IMPORTANT

PRODUCT SOFTWARE NOTICE

Product software of all kinds, such as brochures, drawings, technical data, operator's and workshop manuals, parts lists and parts price lists, and other information, instructions and specifications provided from sources other than Westerbeke, is not within Westerbeke's control and, accordingly, is provided to Westerbeke customers only as a courtesy and service. WESTERBEKE CANNOT BE RESPONSIBLE FOR THE CONTENT OF SUCH SOFTWARE, MAKES NO WARRANTIES OR REPRESENTATIONS WITH RESPECT THERETO, INCLUDING THE ACCURACY, TIMELINESS OR COMPLETENESS THEREOF, AND WILL IN NO EVENT BE LIABLE FOR ANY TYPE OF DAMAGES OR INJURY INCURRED IN CONNECTION WITH, OR ARISING OUT OF, THE FURNISHING OR USE OF SUCH SOFTWARE.

For example, components and sub-assemblies incorporated in Westerbeke's products and supplied by others (such as engine blocks, fuel systems and components, transmissions, electrical components, pumps and other products) are generally supported by their manufacturers with their own software, and Westerbeke must depend on such software for the design of Westerbeke's own product software. Such software may be outdated and no longer accurate. Routine changes made by Westerbeke's suppliers, of which Westerbeke rarely has notice in advance, are frequently not reflected in the supplier's software until after such changes take place.

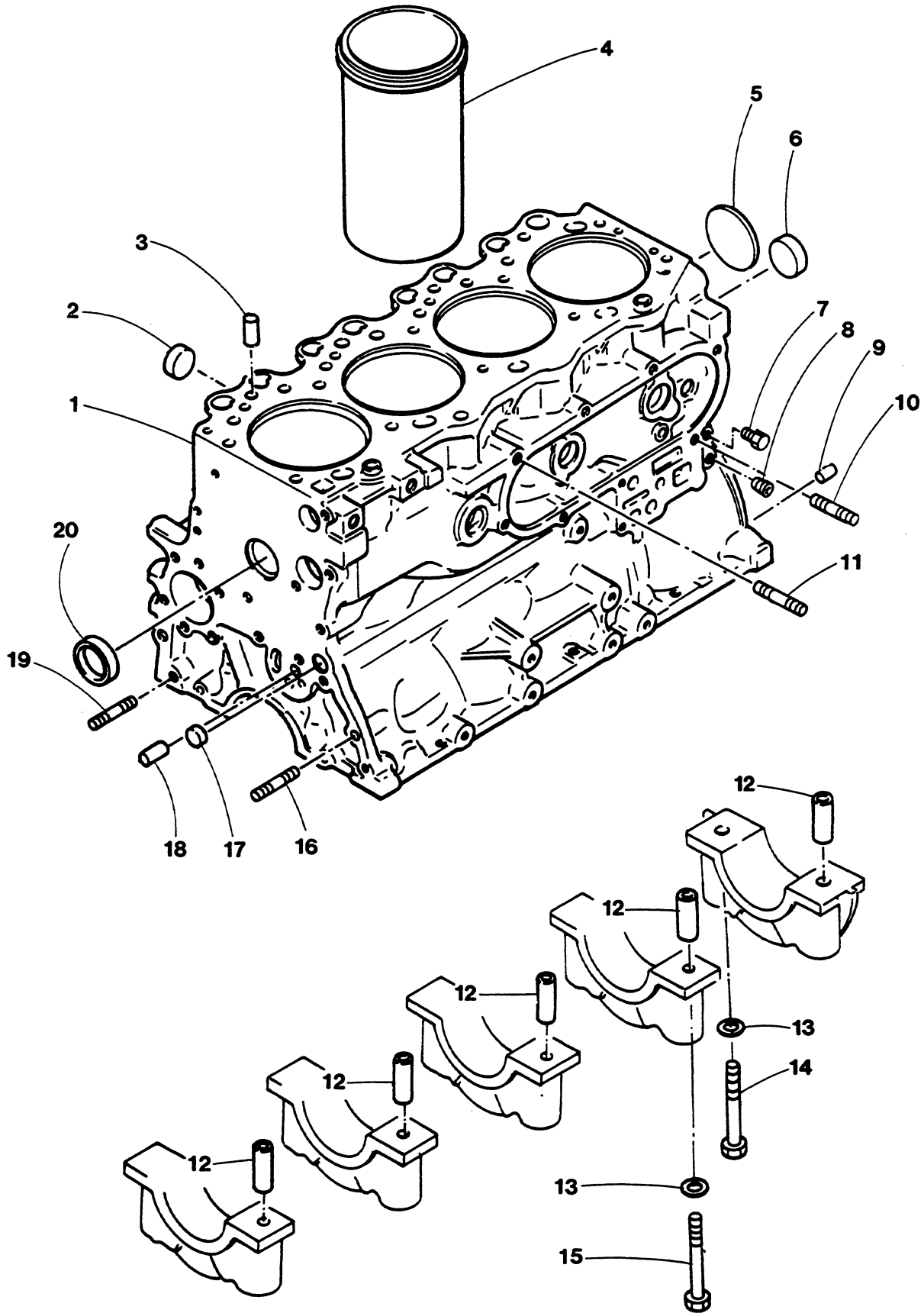
Westerbeke customers should also keep in mind the time span between printings of Westerbeke product software, and the unavoidable existence of earlier, non-current Westerbeke software editions in the field. Additionally, most Westerbeke products include customer-requested special features that frequently do not include complete documentation.

In sum, product software provided with Westerbeke products, whether from Westerbeke or other suppliers, must not and cannot be relied upon exclusively as the definitive authority on the respective product. It not only makes good sense, but is imperative that appropriate representatives of Westerbeke or the supplier in question be consulted to determine the accuracy and currency of the product software being consulted by the customer.

TABLE OF CONTENTS

200	Westerbeke 70 - Cylinder Block
202	Westerbeke 100 - Cylinder Block
204	Westerbeke 70 - Cylinder Head
206	Westerbeke 100 - Cylinder Head
208	Westerbeke 70 - Crankshaft - Pistons
210	Westerbeke 100 - Crankshaft - Pistons
212	Westerbeke 70 - Valves - Rocker Shaft - Camshaft
214	Westerbeke 100 - Valves - Rocker Shaft - Camshaft
216	Westerbeke 70 - Timing Gear Cover - Oil Sump
218	Westerbeke 100 - Timing Gear Cover - Oil Sump
220	Westerbeke 70 - Intake Manifold
222	Westerbeke 100 - Intake Manifold
224	Westerbeke 70 - Lube Oil Filter and Pump
226	Westerbeke 100 - Lube Oil Filter and Pump
230	Westerbeke 70 - Fresh Water Cooling System - Front
234	Westerbeke 70 - Fresh Water Cooling System - Rear
240	Westerbeke 100 - Fresh Water Cooling System - Front
242	Westerbeke 100 - Fresh Water Cooling System - Rear
246	Westerbeke 70 - Sea Water System and Alternator
248	Westerbeke 100 - Sea Water System and Alternator
252	Westerbeke 70/100 - Sea Water Pump
254	Westerbeke 70/100 - Fresh Water Pump
256	Westerbeke 70 - Fuel System
262	Westerbeke 100 - Fuel System
268	Electrical System - Marine Engine - Activation by Keyswitch
270	Westerbeke 70 - Electrical System
272	Westerbeke 100 - Electrical System
274	Marine Instrument Panel
276	Generator Control - Manual Start Disconnect - Toggle Switches
278	Westerbeke 25KW Generator - Electrical System
280	Westerbeke 32KW Generator - Electrical System
282	Generator Control Panel
284	Westerbeke 70 - Back End and Mounting System
286	Westerbeke 100 - Back End and Mounting System
288	Westerbeke 70/100 - HBW Transmission
290	Westerbeke 70/100 - Warner Hydraulic Transmission
292	Westerbeke 25KW Generator and Back End
296	Westerbeke 32KW Generator and Back End
300	Miscellaneous

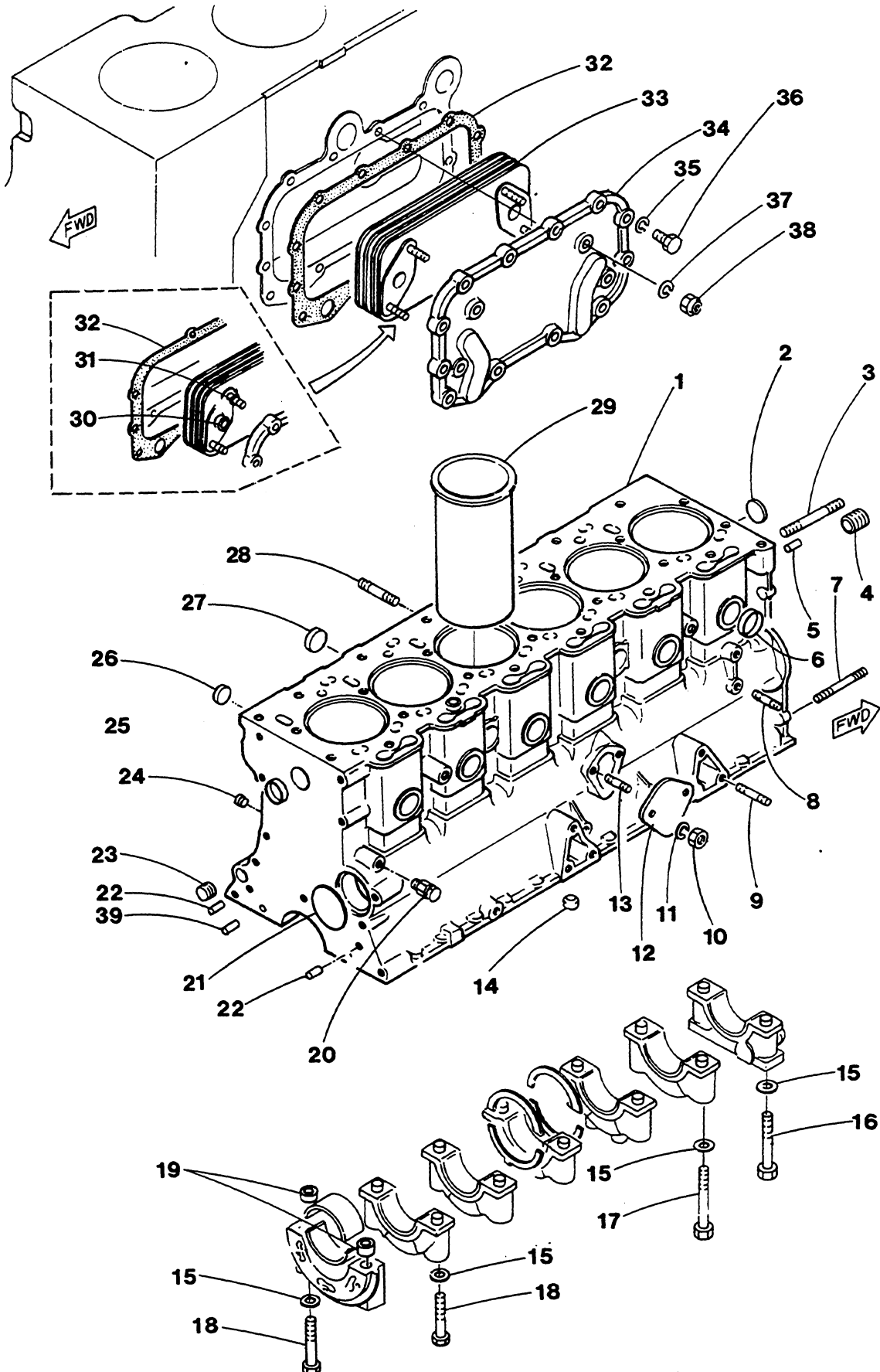
WESTERBEKE 70 - CYLINDER BLOCK



WESTERBEKE 70 - CYLINDER BLOCK

REF	PN	NAME	REMARKS	QUAN
1- 1	31262	BLOCK	ASSEMBLY	1
1- 2	3289E	BLOCK	BARE	1
2	24373	PLUG	EXPANSION-CUP 25MM	3
3	33656	DOWEL		2
4	32715	LINER	CYLINDER	4
5	24379	PLUG	CAMSHAFT	1
6	24374	PLUG	EXPANSION-CUP 30MM	6
7	30712	PLUG	1/4BSPT HEX HEAD BRASS	1
8	30711	PLUG	1/8BSPT SOCKET HEAD	1
9	24393	PLUG	OIL	1
10	31281	STUD	M8 X 40 DIN 939	1
11	31281	STUD	M8 X 40 DIN 939	1
12	32864	DOWEL	TUBULAR	10
13	32635	WASHER	FLAT	10
14	32643	BOLT	MAIN BEARING CAP	2
15	32642	BOLT	MAIN BEARING CAP	8
16	15828	STUD	M8 X 22 DIN 939	1
17	24364	PLUG	EXPANSION-CUP 18MM	2
18	32368	PLUG		1
19	15831	STUD	M8 X 32 DIN 939	1
20	33657	PLUG	EXPANSION-CUP 40MM	1

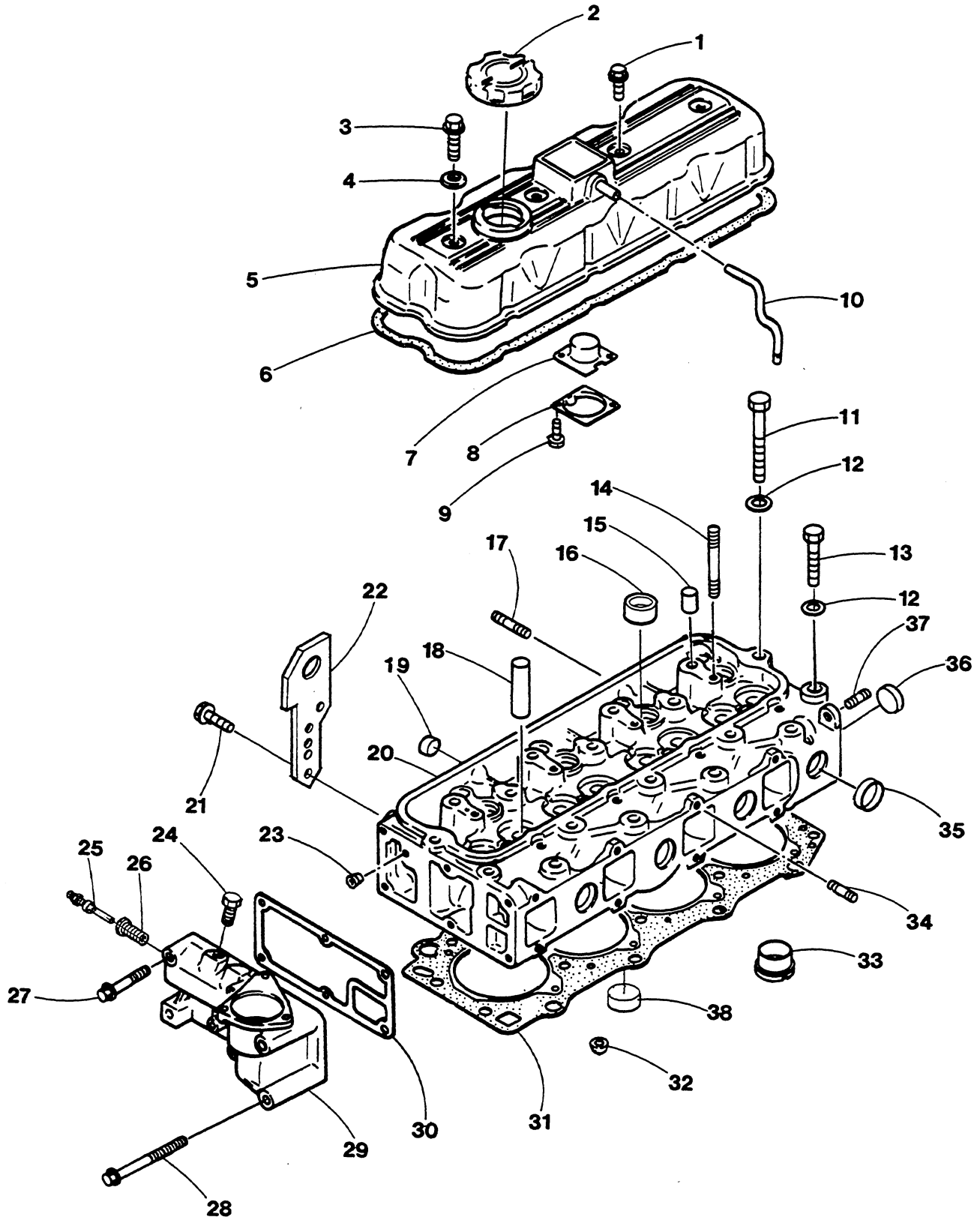
WESTERBEKE 100 - CYLINDER BLOCK



WESTERBEKE 100 - CYLINDER BLOCK

REF	PN	NAME	REMARKS	QUAN
1- 1	31264	BLOCK	ASSEMBLY	1
1- 2	32892	BLOCK	BARE	1
2	24374	PLUG	EXPANSION-CUP 30MM	1
3	30967	STUD	IDLER GEAR	2
4	24364	PLUG	EXPANSION-CUP 18MM	1
5	32368	PLUG		1
6	24374	PLUG	EXPANSION-CUP 30MM	8
7	33638	STUD	5/16NF X 3	1
8- 1	12502	STUD	3/8NF X 1-11/16	1
8- 2	33570	RCD	3/8NF X 3-7/8	1
9	12503	STUD	7/16NF X 1-9/16	3
10	31760	NUT	5/16NF	2
11	31758	LOCKWASHER	5/16	2
12	24382	COVER	LIFT PUMP BLANKING	1
13	12498	STUD	5/16NF X 7/8	2
14	32820	PLUG	TAPER	1
15	17849	WASHER	FLAT	14
16	32821	BOLT	MAIN BEARING CAP 4-1/2LG	2
17	24386	BOLT	MAIN BEARING CAP 3-1/16LG	10
18	24371	BOLT	MAIN BEARING CAP 4-3/16LG	2
19	24383	DOWEL	TUBULAR	18
20	24601	PLUG	1/4NPT SOCKET-BLOCK DRAIN	1
21	24379	PLUG	CAMSHAFT	1
22	11498	DOWEL	3/8 X 1	2
23	23143	PLUG	3/8NPT SOCKET	2
24	24523	PLUG	1/8NPT SOCKET	3
25	24374	PLUG	EXPANSION-CUP 30MM	1
26	24373	PLUG	EXPANSION-CUP 25MM	6
27	24374	PLUG	EXPANSION-CUP 30MM	3
28	12503	STUD	7/16NF X 1-9/16	3
29	32789	LINER	CYLINDER	6
30	32908	C-RING	COOLER CORE TO COVER	2
31	32906	C-RING	COOLER CORE TO COVER-STUDS	4
32	32859	GASKET	COOLER COVER TO BLOCK	1
33	32857	CORE	OIL COOLER	1
34	32858	COVER	OIL COOLER	1
35	31758	LOCKWASHER	5/16	12
36	31579	CAPSCREW	5/16NF X 7/8	12
37	31764	LOCKWASHER	3/8	4
38	31767	NUT	3/8NF JAM	4
39	24393	PLUG	OIL GALLERY	1

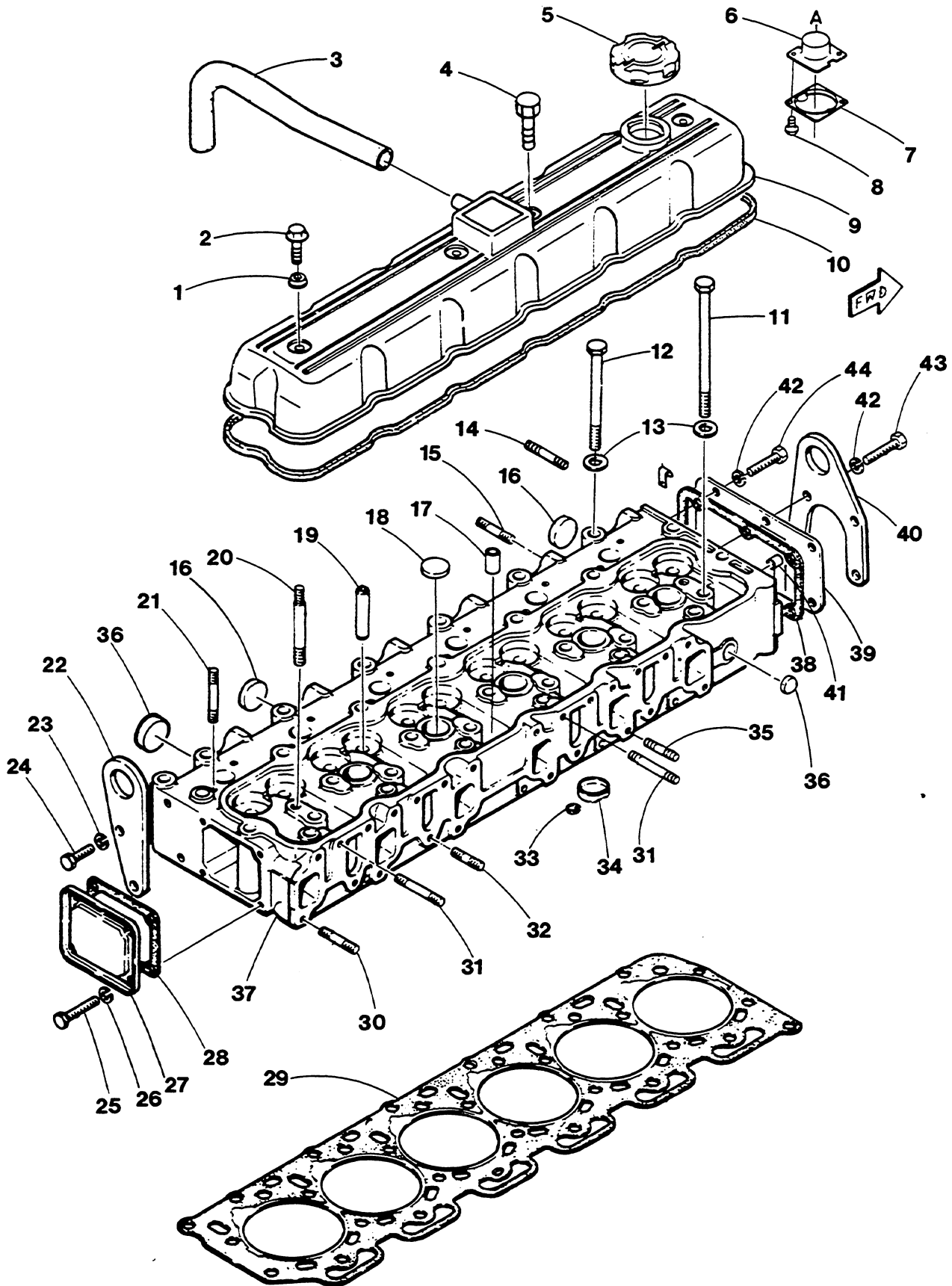
WESTERBEKE 70 - CYLINDER HEAD



WESTERBEKE 70 - CYLINDER HEAD

REF	PN	NAME	REMARKS	QUAN
1	33645	CAPSCREW	M8 X 40 JIS-FLANGE	2
2	30986	CAP	OIL FILLER	1
3	33641	CAPSCREW	M8 X 16 JIS-FLANGE	2
4	30985	SEAL	ROCKER COVER BOLT	4
5	32638	COVER	ROCKER	1
7	32740	PLATE	BAFFLE-BREATHER	1
8	32741	PLATE	OIL BAFFLE-BREATHER	1
9	33652	SCREW	M4 X 8	4
6	32639	GASKET	ROCKER COVER	1
10	32640	PCSE	BREATHER	1
11	32633	BOLT	CYLINDER HEAD	11
12	32635	WASHER	CYLINDER HEAD BOLT	18
13	32634	BOLT	CYLINDER HEAD	7
14	33661	STUD	M8 X 48 DIN 939	2
15	24370	CAP	WATER JET	4
16	24374	PLUG	EXPANSION-CUP 30MM	4
17	15830	STUD	M8 X 25 DIN 939	8
18	32631	GUIDE	VALVE	8
19	33625	PLUG	EXPANSION-CUP 12MM	4
20	32630	HEAD	CYLINDER	1
21	33651	CAPSCREW	M10 X 1.25 X 20 JIS-FLANGE	2
22	30131	EYE	LIFTING	1
23	33624	PLUG	OIL GALLERY	1
24	22205	PLUG	M16 X 1.5 DIN 910	1
25	23571	SENDER	WATER TEMPERATURE	1
26	24672	BUSHING	HOUSING TO 1/8NPT FOR SENDER	1
27	33646	CAPSCREW	M8 X 45 JIS-FLANGE	4
28	33653	CAPSCREW	M10 X 1.25 X 95 JIS-FLANGE	2
29	32636	HOUSING	LOWER THERMOSTAT	1
30	32637	GASKET	THERMOSTAT HOUSING TO BLOCK	1
31	32641	GASKET	CYLINDER HEAD	1
32	24368	WASHER	WELCH	4
33	32632	INSERT	COMBUSTION	4
34	18251	STUD	M8 X 20 DIN 939	2
35	24374	PLUG	EXPANSION-CUP 30MM	4
36	24378	PLUG	EXPANSION 50MM	1
37	33623	STUD	M10 X 1.25 X 16	1
38	24373	PLUG	EXPANSION-CUP 25MM	3

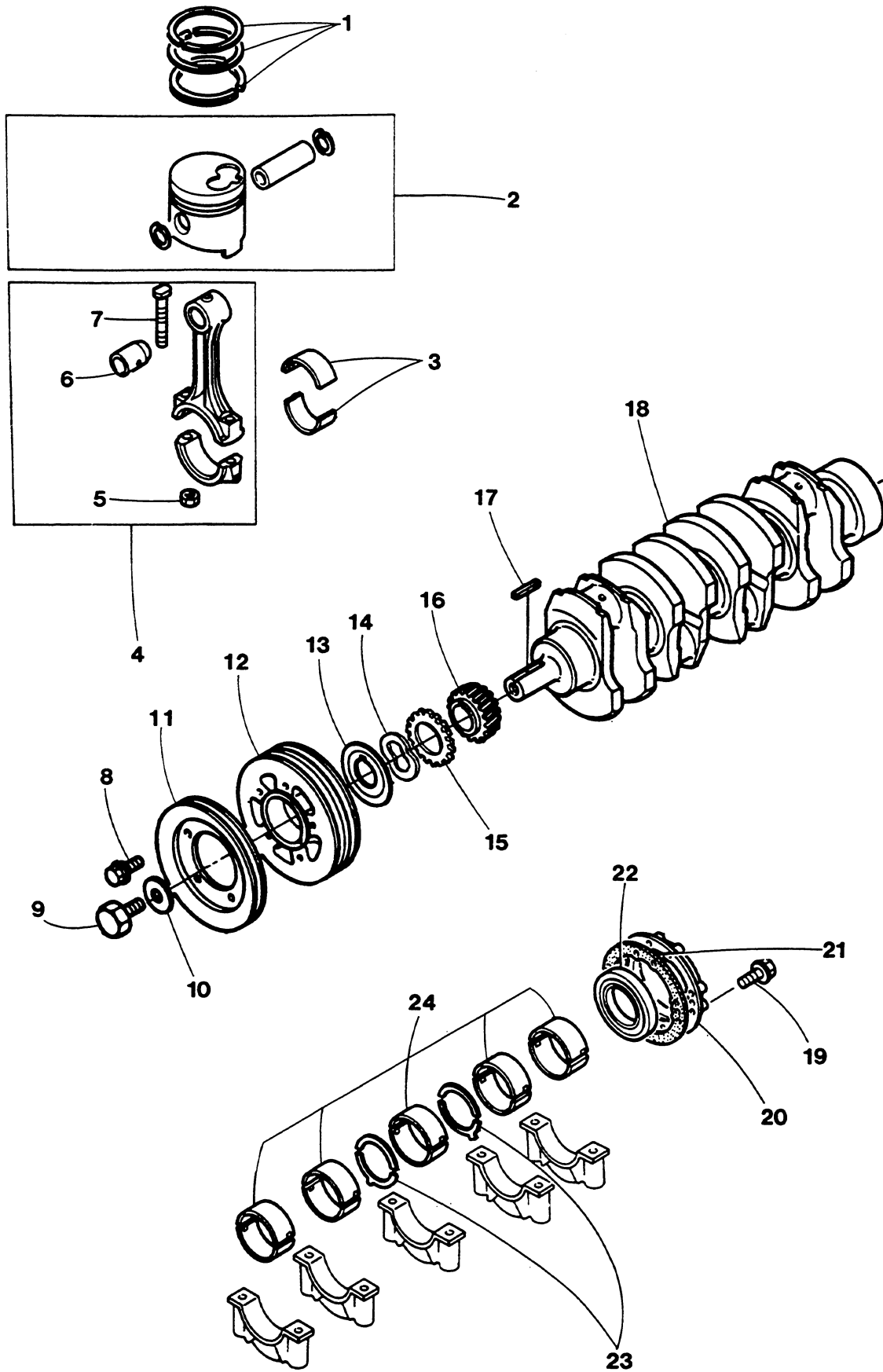
WESTERBEKE 100 - CYLINDER HEAD



WESTERBEKE 100 - CYLINDER HEAD

REF	PN	NAME	REMARKS	QUAN
1	30985	SEAL	ROCKER COVER BOLT	4
2	31577	CAPSCREW	5/16NF X 5/8	2
3	32756	HOSE	BREATHER	1
4	31582	CAPSCREW	5/16NF X 1-1/2	2
5	30986	CAP	OIL FILLER	1
6	32753	PLATE	BAFFLE-BREATHER	1
7	32754	PLATE	OIL BAFFLE-BREATHER	1
8	33652	SCREW	M4 X 8	4
9	32752	COVER	ROCKER-INCL REF 6-7-8	1
10	32755	GASKET	ROCKER COVER	1
11	24372	BOLT	CYLINDER HEAD-LONG	11
12	24371	BOLT	CYLINDER HEAD-SHORT	17
13	17849	WASHER	CYLINDER HEAD BOLT	28
14	12495	STUD	5/16NF X 1-1/2	2
15	12497	STUD	5/16NF X 1-3/8	10
16	24349	PLUG	EXPANSION-CUP 35MM	5
17	24370	CAP	WATER JET	6
18	24373	PLUG	EXPANSION-CUP 25MM	5
19	24366	GUIDE	VALVE	12
20	33667	STUD	5/16NF X 2-9/16	2
21	32379	STUD	5/16NF X 1-5/8	12
22	32816	EYE	LIFTING-REAR	1
23	31764	LOCKWASHER	3/8	2
24	31630	CAPSCREW	3/8NF X 1	2
25	31577	CAPSCREW	5/16NF X 5/8	4
26	31758	LOCKWASHER	5/16	4
27	24376	COVER	REAR	1
28	24377	GASKET	REAR COVER	1
29	32818	GASKET	CYLINDER HEAD	1
30	32870	STUD		4
31	33667	STUD	5/16NF X 2-9/16	8
32	12493	STUD	5/16NF X 1-1/4	4
33	24368	WASHER	WELCH	6
34	24341	INSERT	COMBUSTION	6
35	32813	STUD	5/16NF X 1-3/8	8
36	24373	PLUG	EXPANSION-CUP 25MM	2
37	32750	HEAD	CYLINDER	1
38	24375	GASKET	FRONT COVER	1
39	32814	COVER	FRONT	1
40	32815	EYE	LIFTING-FRONT	1
41	24345	PLUG	OIL GALLERY	1
42	31758	LOCKWASHER	5/16	6
43	31579	CAPSCREW	5/16NF X 7/8	4
44	31577	CAPSCREW	5/16NF X 5/8	2

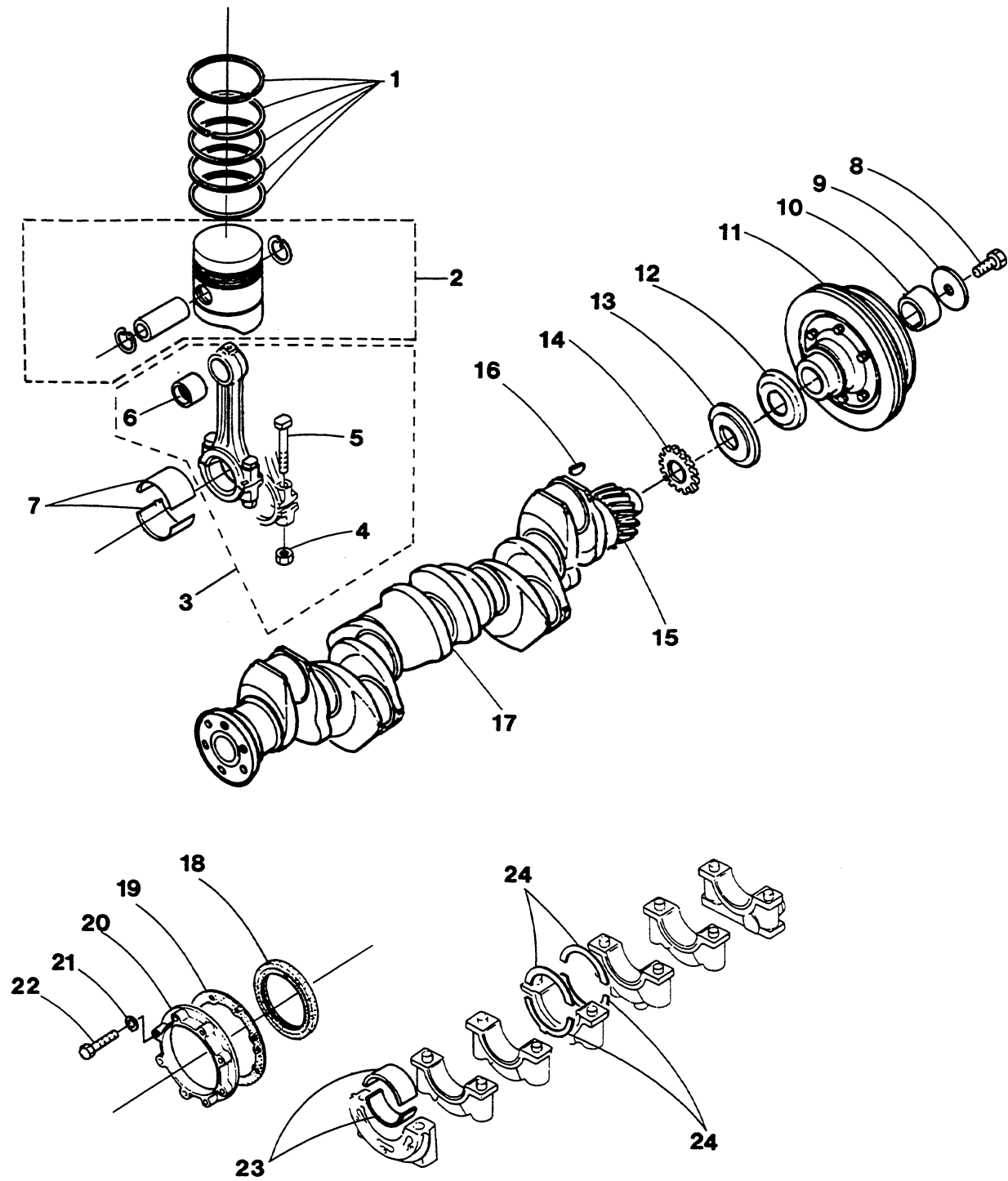
WESTERBEKE 70 - CRANKSHAFT - PISTONS



WESTERBEKE 70 - CRANKSHAFT - PISTONS

REF	PN	NAME	REMARKS	QUAN
1	32722	RING SET	STD-ENGINE SET	1
2	32721	PISTON	STD-WITH PIN	4
3- 1	32877	BEARING	SET-CONNECTING ROD-STD	1
3- 2	32878	BEARING	SET-CONNECTING ROD-0.254MM	1
3- 3	32879	BEARING	SET-CONNECTING ROD-0.508MM	1
3- 4	32880	BEARING	SET-CONNECTING ROD-0.762MM	1
4	32656	RCD	CONNECTING	4
5	32659	NUT	CONNECTING ROD	8
6	32657	BUSHING	CONNECTING ROD	4
7	32658	BOLT	CONNECTING ROD	8
8	33639	CAPSCREW	M8 X 12 JIS-FLANGE-8T	5
9	32662	BOLT	CRANKSHAFT PULLEY	1
10	32663	WASHER	CRANKSHAFT PULLEY	1
11- 1	32665	PULLEY	CRANKSHAFT-1 GROOVE-STD	1
11- 2	33244	PULLEY	CRANKSHAFT-2 GROOVE-OPTIONAL	1
12	32664	PULLEY	CRANKSHAFT-2 GROOVE	1
13	31004	SLINGER	CRANKSHAFT-FRONT	1
14	31002	SPRING	FRICTION GEAR	1
15	32749	GEAR	FRICTION	1
16	32661	GEAR	CRANKSHAFT	1
17	32903	KEY	CRANKSHAFT GEAR	1
18	32660	CRANKSHAFT		1
19	33644	CAPSCREW	M8 X 35 JIS-FLANGE	8
20	30974	FLANGE	OIL SEAL-CRANKSHAFT REAR	1
21	30975	GASKET	CRANKSHAFT OIL SEAL FLANGE	1
22	30976	SEAL	OIL-CRANKSHAFT REAR	1
23- 1	32881	WASHER	SET-THRUST-STD	1
23- 2	32882	WASHER	SET-THRUST-US	1
24- 1	32717	BEARING	SET-MAIN-STD	1
24- 2	32718	BEARING	SET-MAIN-0.254MM	1
24- 3	32719	BEARING	SET-MAIN-0.508MM	1
24- 4	32720	BEARING	SET-MAIN-0.762MM	1

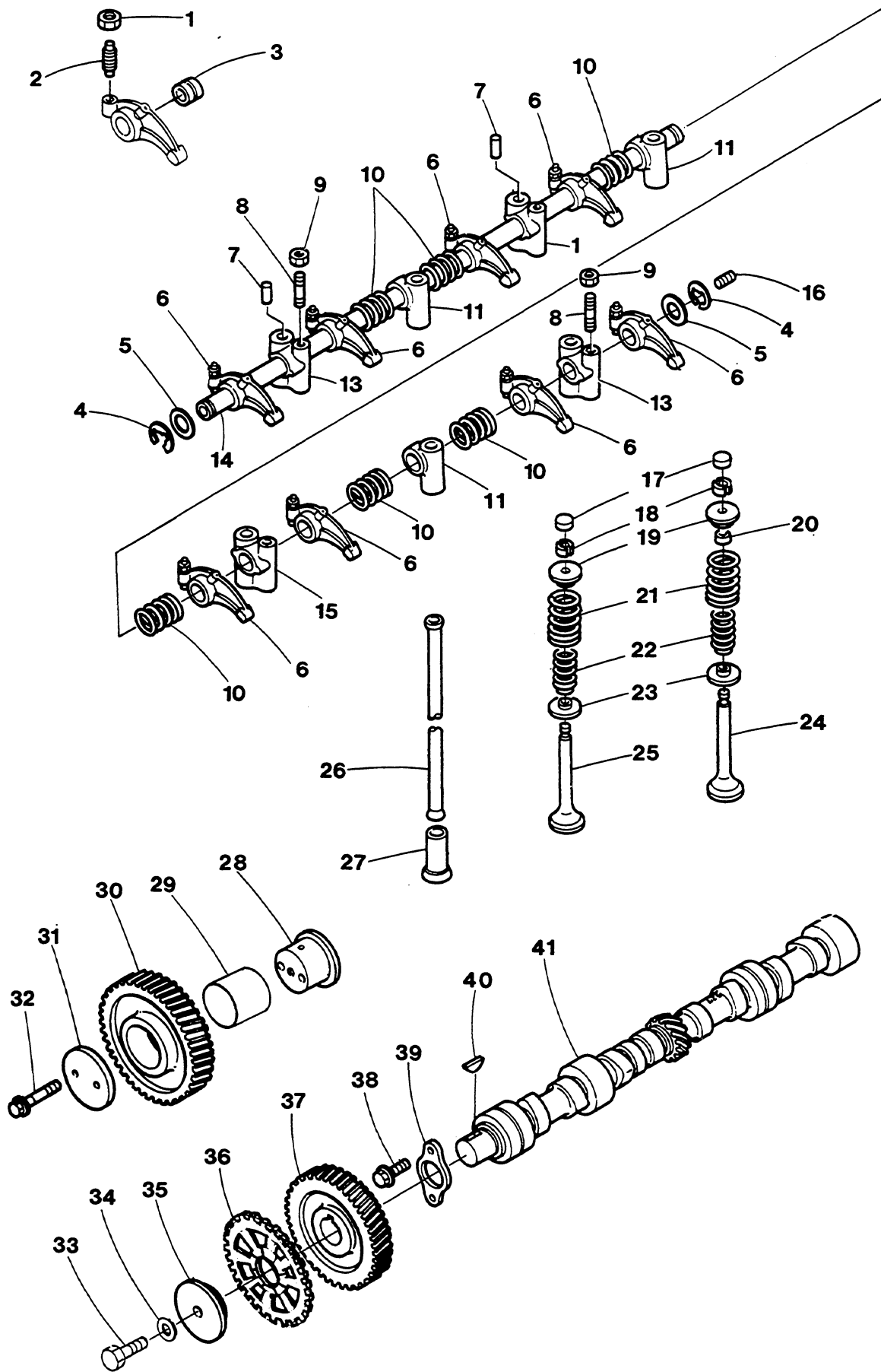
WESTERBEKE 100 - CRANKSHAFT - PISTONS



WESTERBEKE 100 - CRANKSHAFT - PISTONS

REF	PN	NAME	REMARKS	QUAN
1	32800	RING SET	STD-ENGINE SET	1
2	32799	PISTON	STD-WITH PIN	6
3	32763	ROD	CONNECTING	6
4	24402	NUT	CONNECTING ROD	12
5	24401	BOLT	CONNECTING ROD	12
6	32809	BUSHING	CONNECTING ROD	6
7- 1	32791	BEARING	SET-CONNECTING ROD-STD	1
7- 2	32792	BEARING	SET-CONNECTING ROD-0.254MM	1
7- 3	32793	BEARING	SET-CONNECTING ROD-0.508MM	1
7- 4	32794	BEARING	SET-CONNECTING ROD-0.762MM	1
8	32771	BOLT	CRANKSHAFT PULLEY	1
9	32825	WASHER	CRANKSHAFT PULLEY	1
10	32770	RING	TAPER	1
11	32769	PULLEY	CRANKSHAFT	1
12	32768	SLINGER	CRANKSHAFT FRONT	1
13	32766	SPRING	FRICTION GEAR	1
14	32767	GEAR	FRICTION	1
15	32765	GEAR	CRANKSHAFT	1
16	32888	KEY	CRANKSHAFT GEAR	1
17	32764	CRANKSHAFT		1
18	30976	SEAL	OIL-CRANKSHAFT REAR	1
19	30975	GASKET	CRANKSHAFT OIL SEAL FLANGE	1
20	30974	FLANGE	OIL SEAL-CRANKSHAFT REAR	1
21	31758	LOCKWASHER	5/16	8
22	32824	CAPSCREW	5/16NF X 1-3/8	8
23- 1	32795	BEARING	SET-MAIN-STD	1
23- 2	32796	BEARING	SET-MAIN-0.254MM	1
23- 3	32797	BEARING	SET-MAIN-0.508MM	1
23- 4	32798	BEARING	SET-MAIN-0.762MM	1
24- 1	24492	WASHER	THRUST-SET-STD	1
24- 2	24493	WASHER	THRUST-SET-US	1

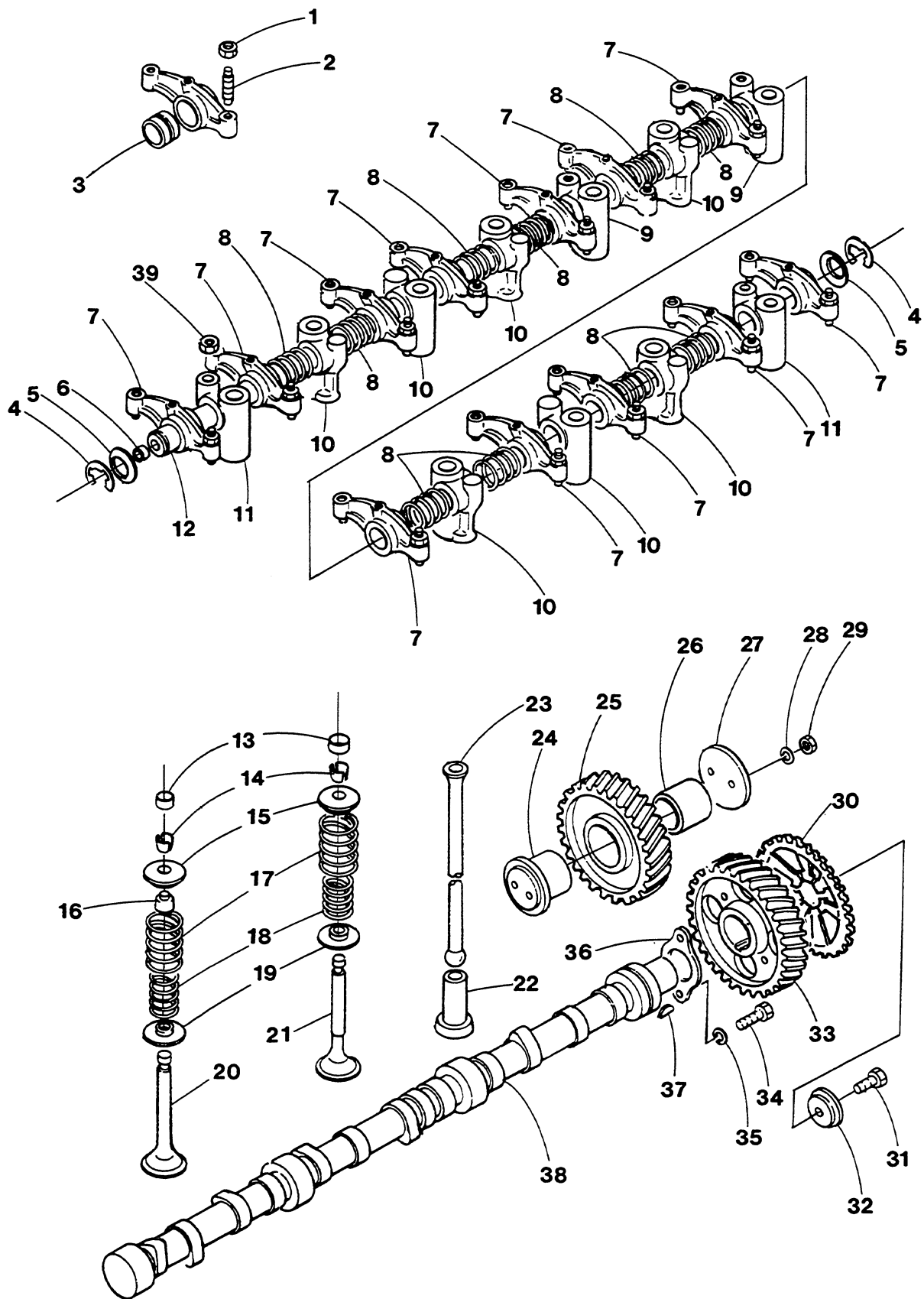
WESTERBEKE 70 - VALVES - ROCKER SHAFT - CAMSHAFT



WESTERBEKE 70 - VALVES - ROCKER SHAFT - CAMSHAFT

REF	PN	NAME	REMARKS	QUAN
1	32909	NUT		8
2	32676	SCREW	TAPPET ADJUSTING	8
3	24431	BUSHING	ROCKER ARM	8
4	33658	CIRCLIP		2
5	24437	WASHER	ROCKER SHAFT	2
6	32675	ROCKER	ARM-INCLUDES BUSHING,SCREW,LOCKNLT	8
7	32384	PIN	TAPER	
8	33661	STUD	M8 X 48 DIN 939	2
9	32682	NUT	PILLAR	2
10	24436	SPRING	ROCKER SHAFT	6
11	32678	BRACKET	ROCKER SHAFT	3
12	32679	BRACKET	ROCKER SHAFT	1
13	32680	BRACKET	ROCKER SHAFT	2
14	32677	SHAFT	ROCKER WITH PLUGS	1
15	32681	BRACKET	ROCKER SHAFT	1
16	33659	PLUG		2
17	32672	CAP	VALVE STEM	8
18	32674	COTTER	VALVE	16
19	32669	COLLAR	VALVE SPRING-UPPER	8
20	33660	SEAL	OIL-INTAKE VALVE STEM	4
21	32670	SPRING	VALVE-OUTER	8
22	24426	SPRING	VALVE-INNER	8
23	32671	COLLAR	VALVE SPRING-LOWER	8
24	32668	VALVE	INTAKE	4
25	32673	VALVE	EXHAUST	4
26	32683	PUSHROD		8
27	30966	TAPPET		8
28	30968	HUB	IDLER GEAR	1
29	32810	BUSHING	IDLER GEAR	1
30	32684	GEAR	IDLER WITH BUSHING	1
31	24443	PLATE	IDLER GEAR	1
32	33647	CAPSCREW	M8 X 50 JIS-FLANGE	2
33	33715	CAPSCREW	M12 X 1.5 X 35 DIN 961	1
34	33662	WASHER	CAMSHAFT GEAR BCLT	1
35	31014	PLATE	LOCK CAMSHAFT GEAR	1
36	31015	GEAR	FRICTION	1
37	32685	GEAR	CAMSHAFT	1
38	33641	CAPSCREW	M8 X 16 JIS-FLANGE	2
39	24446	PLATE	CAMSHAFT RETAINING	1
40	24445	KEY	WOODRUFF	1
41	32686	CAMSHAFT		1

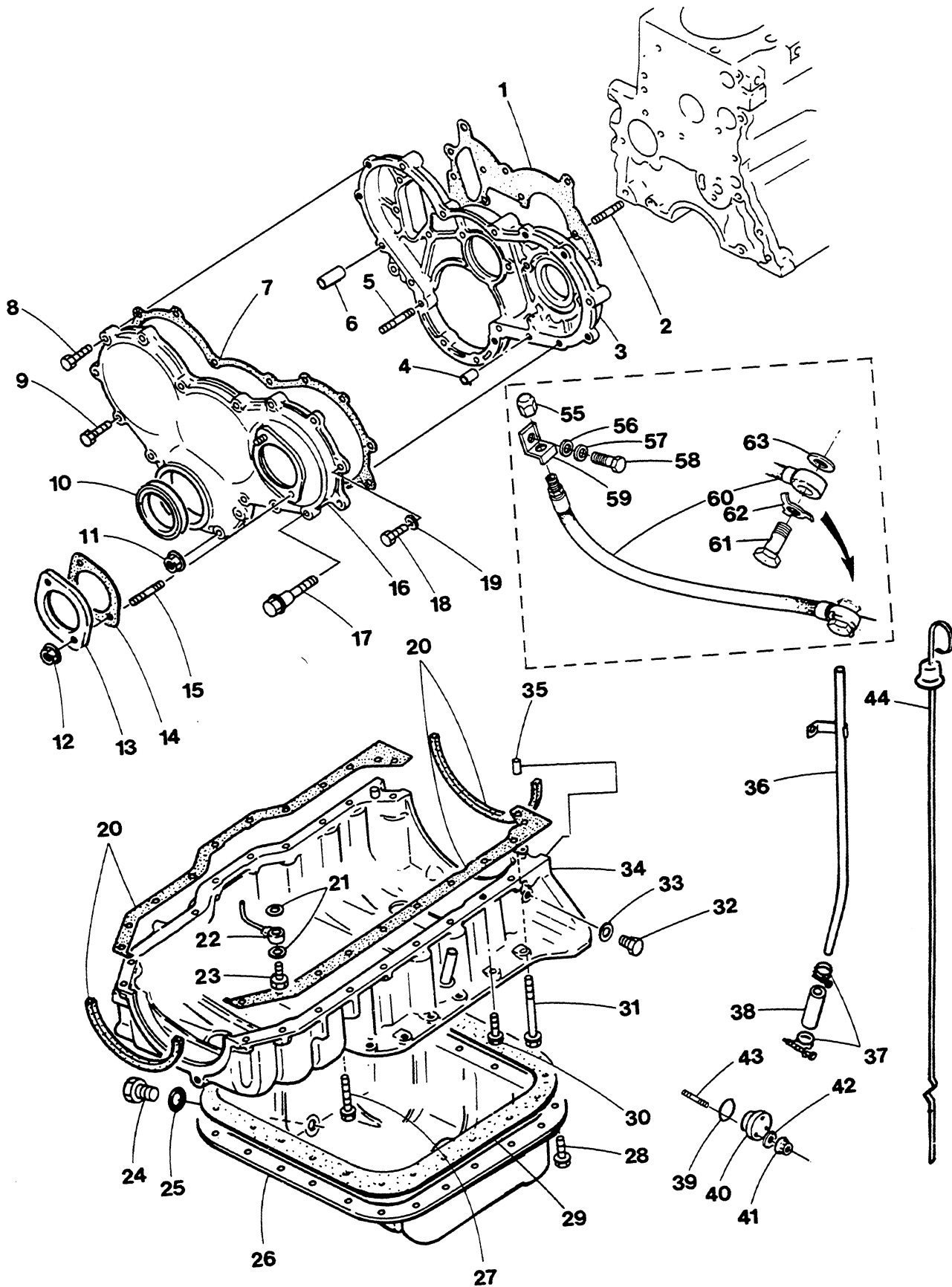
WESTERBEKE 100 - VALVES - ROCKER SHAFT - CAMSHAFT



WESTERBEKE 100 - VALVES - ROCKER SHAFT - CAMSHAFT

REF	PN	NAME	REMARKS	QUAN
1	12433	NUT	5/16NF JAM SELF-LOCKING	12
2	24432	SCREW	TAPPET ADJUSTING	12
3	24431	BUSHING	ROCKER ARM	12
4	33658	CIRCLIP		2
5	24437	WASHER	ROCKER SHAFT	2
6	33659	PLUG	ROCKER SHAFT	2
7	32772	ROCKER	ARM-INCLUDES BUSHING,SCREW,LOCKNUT	12
8	24436	SPRING	ROCKER SHAFT	10
9	33664	BRACKET	ROCKER SHAFT	2
10	24435	BRACKET	ROCKER SHAFT	7
11	24434	BRACKET	ROCKER SHAFT	2
12	32902	SHAFT	ROCKER	1
13	24351	CAP	VALVE STEM	12
14	24429	COTTER	VALVE	24
15	24424	COLLAR	VALVE SPRING-UPPER	12
16	33663	SEAL	CIL-INTAKE VALVE STEM	6
17	24425	SPRING	VALVE-CUTER	12
18	24426	SPRING	VALVE-INNER	12
19	24427	COLLAR	VALVE SPRING-LOWER	12
20	24423	VALVE	INTAKE	6
21	24346	VALVE	EXHAUST	6
22	30966	TAPPET		12
23	32683	PUSHROD		12
24	30968	HUB	IDLER GEAR	1
25	32773	GEAR	IDLER WITH BUSHING	1
26	32826	BUSHING	IDLER GEAR	1
27	24443	PLATE	IDLER GEAR	1
28	31758	LOCKWASHER	5/16	2
29	31760	NUT	5/16NF	2
30	32775	GEAR	FRICTION	1
31	31731	CAPSCREW	1/2NF X 1-1/4	1
32	31014	FLATE	CAMSHAFT GEAR LOCKING	1
33	32774	GEAR	CAMSHAFT	1
34	31577	CAPSCREW	5/16NF X 5/8	2
35	31758	LOCKWASHER	5/16	2
36	24446	FLATE	CAMSHAFT RETAINING	1
37	24445	KEY	WOODRUFF	1
38	32866	CAMSHAFT		1
39	32883	NUT	PILLAR	2

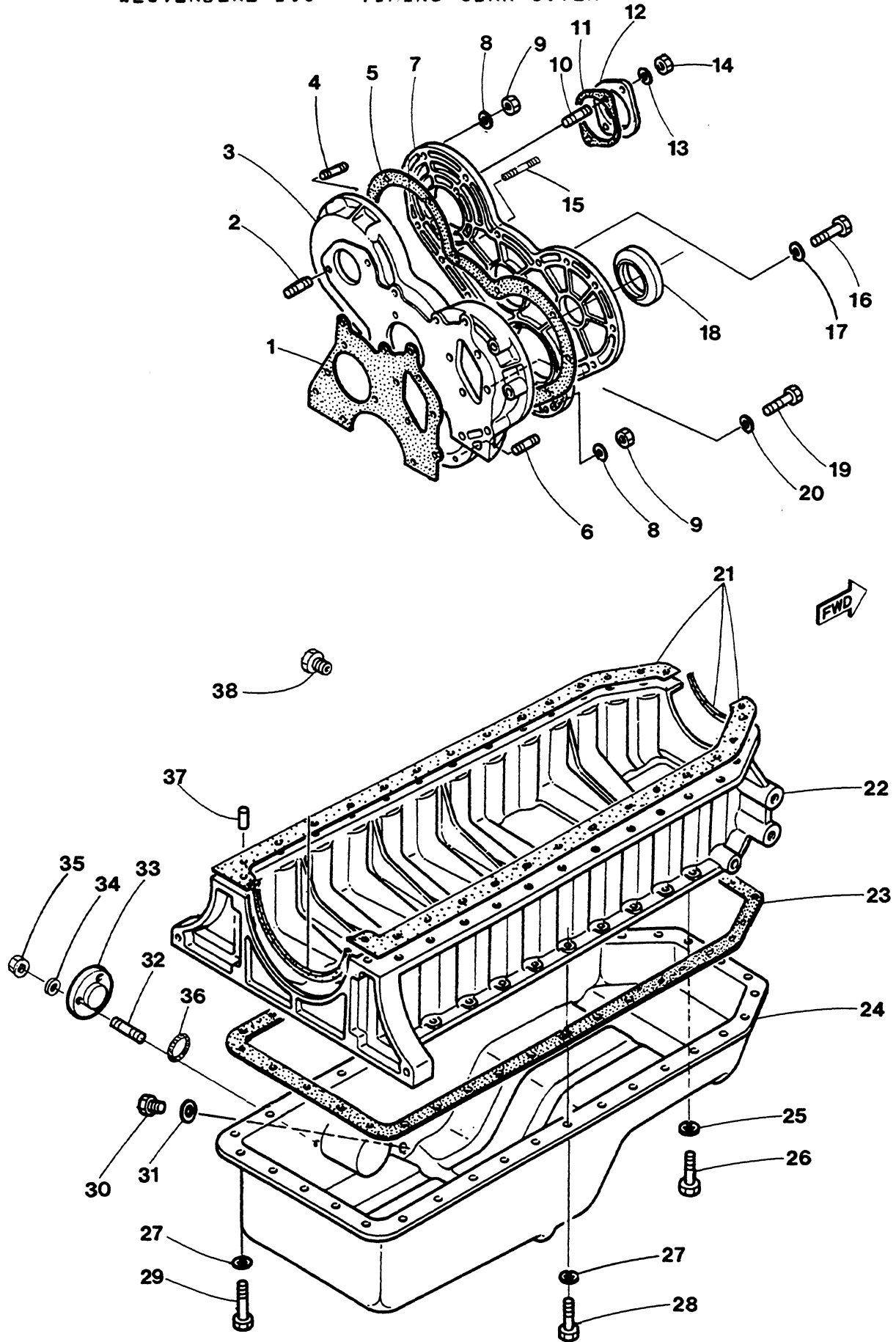
WESTERBEKE 70 - TIMING GEAR COVER - OIL SUMP



WESTERBEKE 70 - TIMING GEAR COVER - OIL SUMP

REF	PN	NAME	REMARKS	QUAN
1	32648	GASKET	TIMING CASE TO BLOCK	1
2	15830	STUD	M8 X 25 DIN 939	2
3	32647	CASE	TIMING-INCL REF 2-6	1
4	33676	DCWEL	TUBULAR 12MM DIA X 12MM LG	1
5	15830	STUD	M8 X 25 DIN 939	4
6	33677	DCWEL	TUBULAR 12MM DIA X 35MM LG	1
7	32652	GASKET	TIMING COVER TO CASE	1
8	33643	CAPSCREW	M8 X 30 JIS-FLANGE	5
9	33649	CAPSCREW	M8 X 65 JIS-FLANGE	1
10	32742	SEAL	OIL	1
11	33668	NUT	M8 JIS-FLANGE	5
12	33668	NUT	M8 JIS-FLANGE	2
13	24398	COVER	INJECTION PUMP GEAR	1
14	24399	GASKET	INJECTION PUMP GEAR COVER	1
15	33678	STUD	M8 X 12 DIN 939	2
16	32651	COVER	TIMING CASE	1
17	33648	CAPSCREW	M8 X 55 JIS-FLANGE	7
18	32506	CAPSCREW	M8 X 60 DIN 933	1
19	31787	WASHER	M8 DIN 125	1
20	32739	GASKET SET	BLOCK TO LOWER BLOCK	1
21	32654	WASHER	OIL JET	8
22	32653	LINE	OIL JET	4
23	32655	VALVE	OIL JET	4
24	24337	PLUG	SUMP DRAIN IF HOSE REMOVED	1
25	24335	GASKET	SUMP DRAIN PLUG IF HOSE REMOVED	1
26	32644	SUMP	OIL	1
27	33642	CAPSCREW	M8 X 25 JIS-FLANGE	9
28	33639	CAPSCREW	M8 X 12 JIS-FLANGE	20
29	32716	GASKET	SUMP TO LOWER BLOCK	1
30	33647	CAPSCREW	M8 X 50 JIS-FLANGE	4
31	33626	CAPSCREW	M8 X 120 JIS-FLANGE	2
32	32905	PLUG		1
33	24498	WASHER		1
34	32897	BLOCK	LOWER-INCL REF 35	1
35		DCWEL	INCLUDED IN REF 34	2
36	32645	TUBE	DIPSTICK	1
37	17298	CLAMP	HOSE	2
38	32875	HOSE	DIPSTICK	1
39	33675	C-RING		1
40	33674	COVER		1
41	15812	NUT	M6 DIN 934	3
42	31783	LOCKWASHER	M6 DIN 127	3
43	33679	STUD	M6 X 12 DIN 939	3
44	32646	DIPSTICK		1
55	24905	CAP	SUMP DRAIN HOSE	1
59	24922	BRACKET	SUMP DRAIN HOSE	1
60	30848	HOSE	SUMP DRAIN	1
61- 1	24901	BOLT	BANJO-SUMP DRAIN	1
61- 2		LCC-TITE	NO 242 MUST BE USED ON THREADS	
62	24913	TABWASHER		1
63	30291	WASHER	BANJO	1

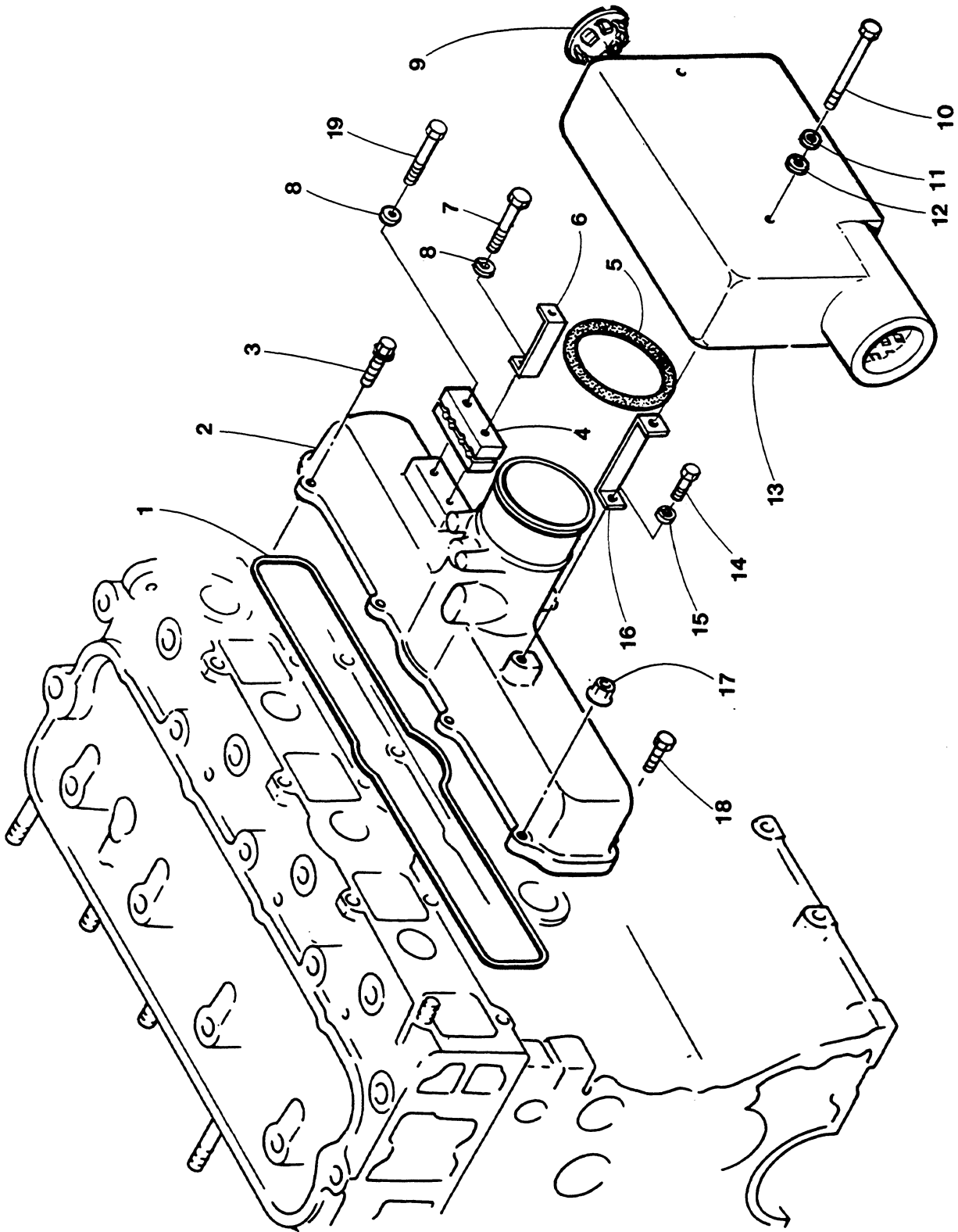
WESTERBEKE 100 - TIMING GEAR COVER - OIL SUMP



WESTERBEKE 100 - TIMING GEAR COVER - OIL SUMP

REF	PN	NAME	REMARKS	QUAN
1	32822	GASKET	TIMING CASE TO BLOCK	1
2	32379	STUD	INJECTION PUMP 5/16NF X 1-5/8	3
3	32760	CASE	TIMING-INCL STUDS	1
4	32876	STUD	5/16NF X 1-7/8	4
5	32823	GASKET	TIMING COVER TO CASE	1
6	12495	STUD	5/16NF X 1-1/2	4
7	32761	COVER	TIMING CASE-INCL REF 10-14 & 18	1
8	31758	LOCKWASHER	5/16	18
9	31760	NUT	5/16NF	12
10	32381	STUD	5/16NF X 13/16	2
11	24399	GASKET	INJECTION PUMP GEAR COVER	1
12	24398	COVER	INJECTION PUMP GEAR	1
13	31758	LOCKWASHER	5/16	2
14	31760	NUT	5/16NF	2
15	12497	STUD	5/16NF X 1-3/8	1
16	31585	CAPSCREW	5/16NF X 2-1/4	8
17	31758	LOCKWASHER	5/16	8
18	32762	SEAL	OIL	1
19	31579	CAPSCREW	5/16NF X 7/8 CASE TO BLOCK	7
20	31758	LOCKWASHER	5/16	7
21	32803	GASKET SET	BLOCK TO LOWER BLOCK	1
22	32893	BLOCK	LOWER INCL REF 37	1
23	32790	GASKET	SUMP	1
24	32757	SUMP	OIL	1
25	31758	LOCKWASHER	5/16	26
26	31580	CAPSCREW	5/16NF X 1	26
27	31758	LOCKWASHER	5/16	34
28	31577	CAPSCREW	5/16NF X 5/8	32
29	31596	CAPSCREW	5/16NF X 5	2
30	24337	PLUG	SUMP DRAIN-WHEN HOSE REMOVED	1
31	24335	GASKET	SUMP DRAIN PLUG-WHEN HOSE REMOVED	1
32	33679	STUD	M6 X 12 DIN 939	3
33	33674	COVER		1
34	31783	LOCKWASHER	M6 DIN 127	3
35	15812	NUT	M6 DIN 934	3
36	33675	C-RING		1
37	32901	OWEL		2
38	32905	PLUG		1

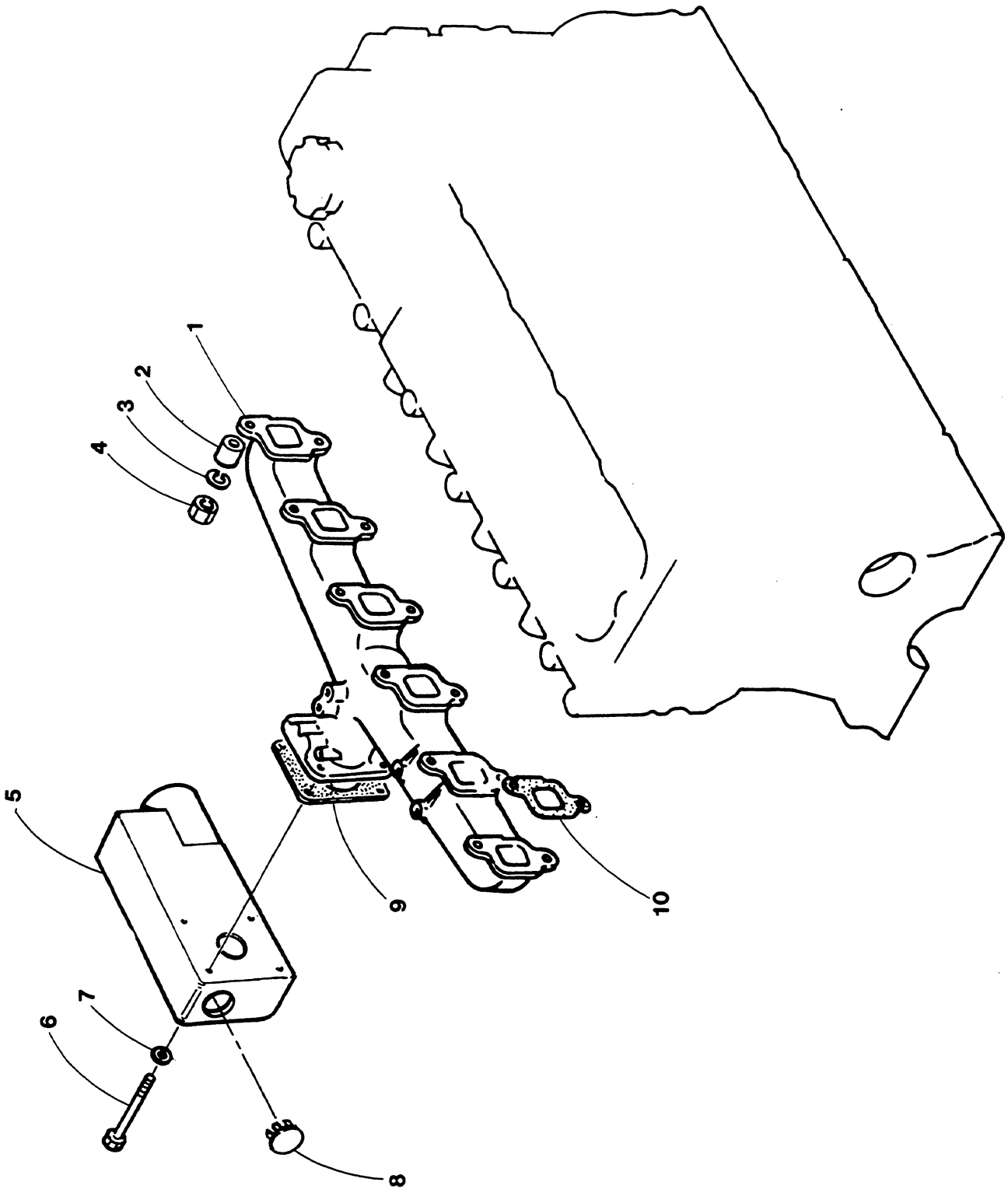
WESTERBEKE 70 - INTAKE MANIFOLD



WESTERBEKE 70 - INTAKE MANIFOLD

REF	PN	NAME	REMARKS	QUAN
1	32687	GASKET	MANIFOLD TO HEAD	1
2	33707	MANIFOLD	INTAKE	1
3	33642	CAPSCREW	M8 X 25 JIS-FLANGE	2
4		CLAMP	INJECTION LINE-SEE FUEL SYSTEM	
5	30103	GASKET	SILENCER TO MANIFOLD	1
6	32441	BRACKET	SILENCER	1
7	33621	CAPSCREW	M5 X 30 DIN 933	1
8	31780	LOCKWASHER	M5 DIN 127	2
9	31145	PLUG	BLITON	1
10	31514	CAPSCREW	1/4NC X 3-1/4	2
11	31752	LOCKWASHER	1/4	2
12	31753	WASHER	FLAT 1/4	2
13- 1	31212	SILENCER	AIR INTAKE-PROPULSION	1
13- 2	31213	SILENCER	AIR INTAKE-GENSET	1
14	32913	CAPSCREW	M6 X 15 DIN 933	1
15	31783	LOCKWASHER	M6 DIN 127	1
16	32440	BRACKET	SILENCER	1
17	33668	NUT	M8 JIS-FLANGE	2
18	33654	CAPSCREW	M8 X 20 JIS-FLANGE	2
19	18248	CAPSCREW	M5 X 25 DIN 933	1

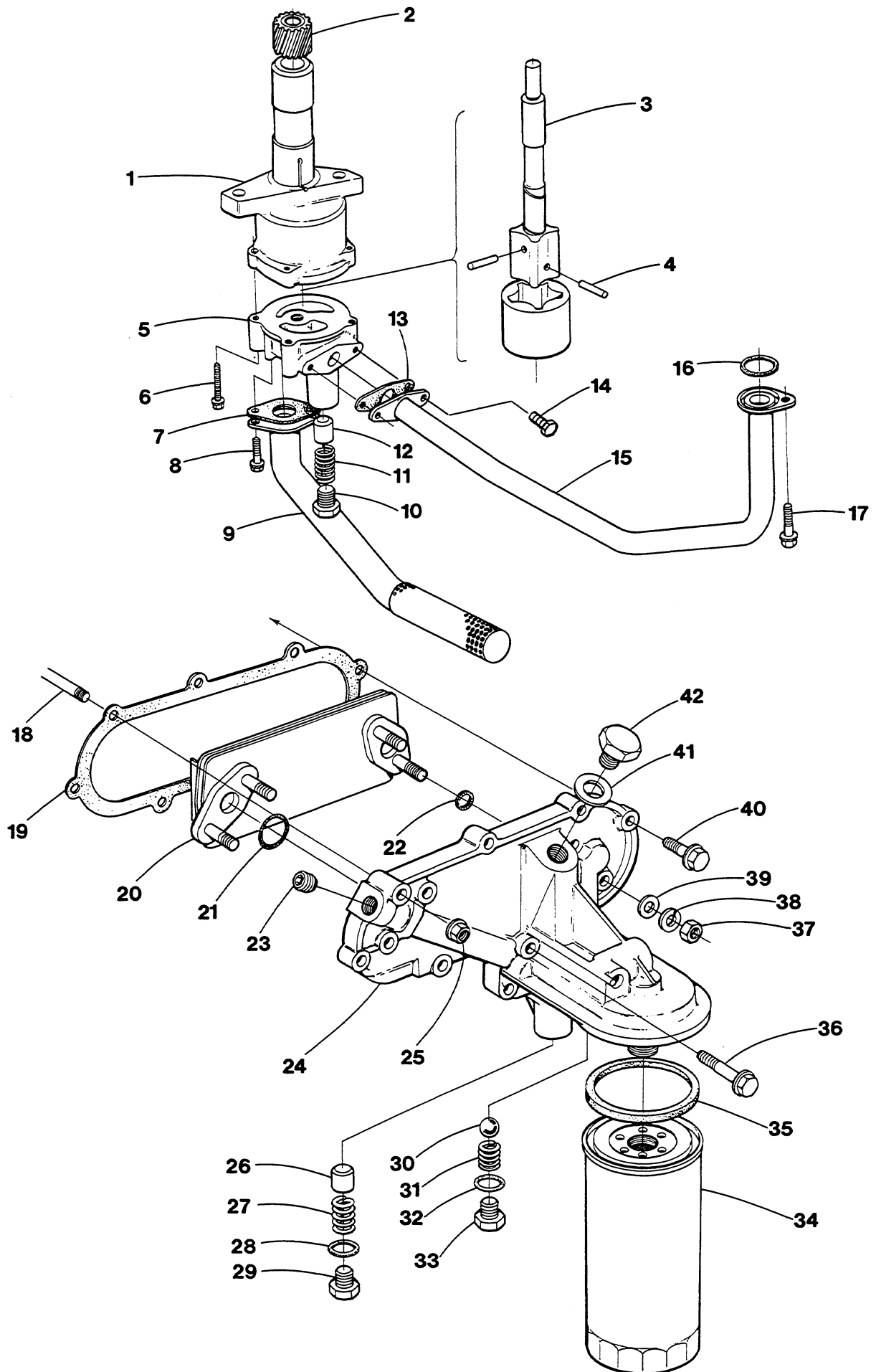
WESTERBEKE 100 - INTAKE MANIFOLD



WESTERBEKE 100 - INTAKE MANIFOLD

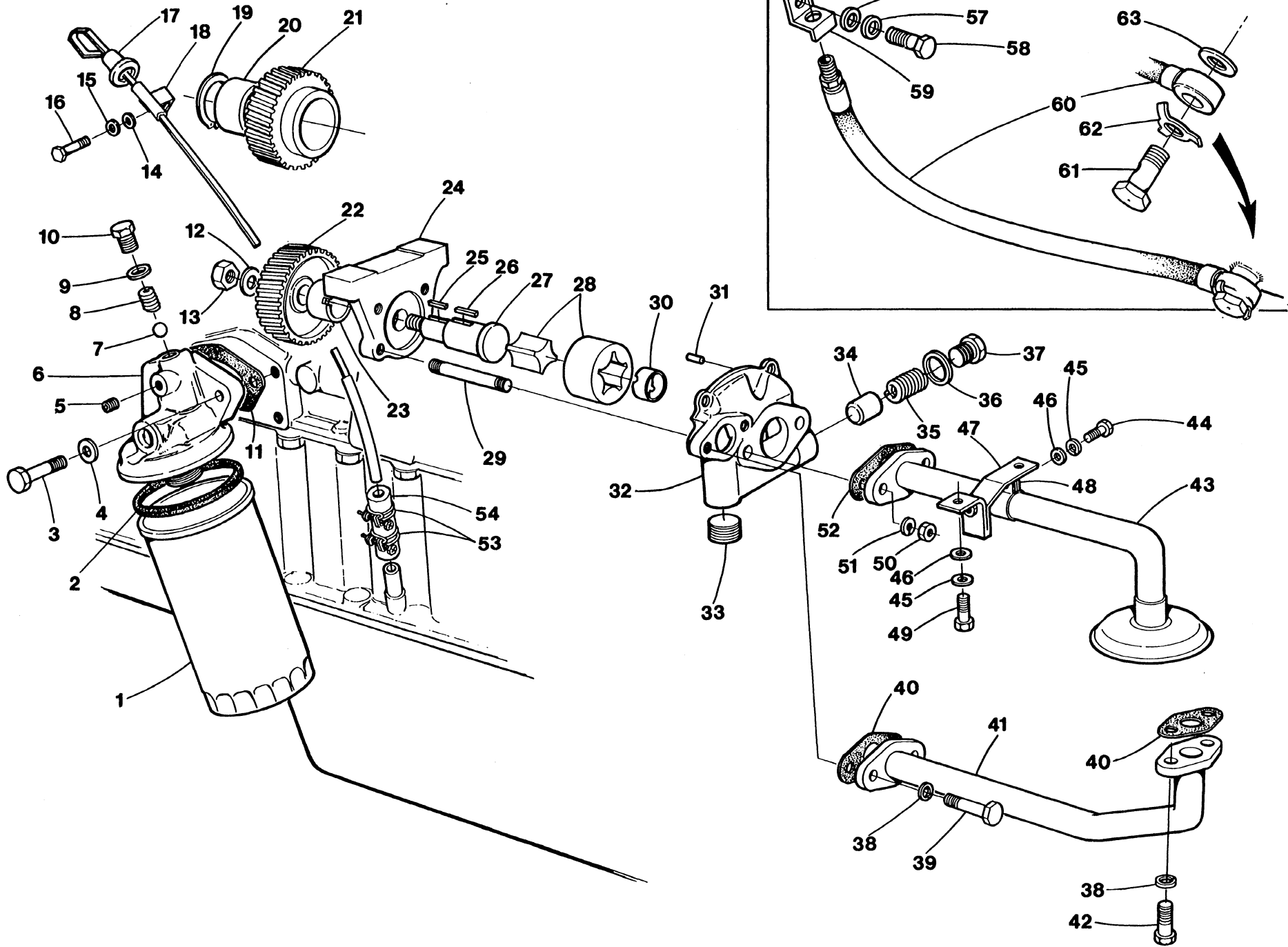
REF	PN	NAME	REMARKS	QUAN
1	32890	MANIFOLD	INTAKE	1
2		SPACER	25/64ID-3/16LG	2
3	31758	LOCKWASHER	5/16	12
4	31760	NUT	5/16NF	12
5- 1	32163	SILENCER	AIR INTAKE-PROPULSION	1
5- 2	32164	SILENCER	AIR INTAKE-GENERATOR /	1
6	31813	CAPSCREW	M8 X 80 DIN 931	4
7	31786	LOCKWASHER	M8 DIN 127	4
8	31145	PLUG	BUTTON	1
9	33062	GASKET	SILENCER TO MANIFOLD	1
10	24453	GASKET	MANIFOLD TO HEAD	6

WESTERBEKE 70 - LUBE OIL FILTER AND PUMP



WESTERBEKE 70 - LUBE OIL FILTER AND PUMP

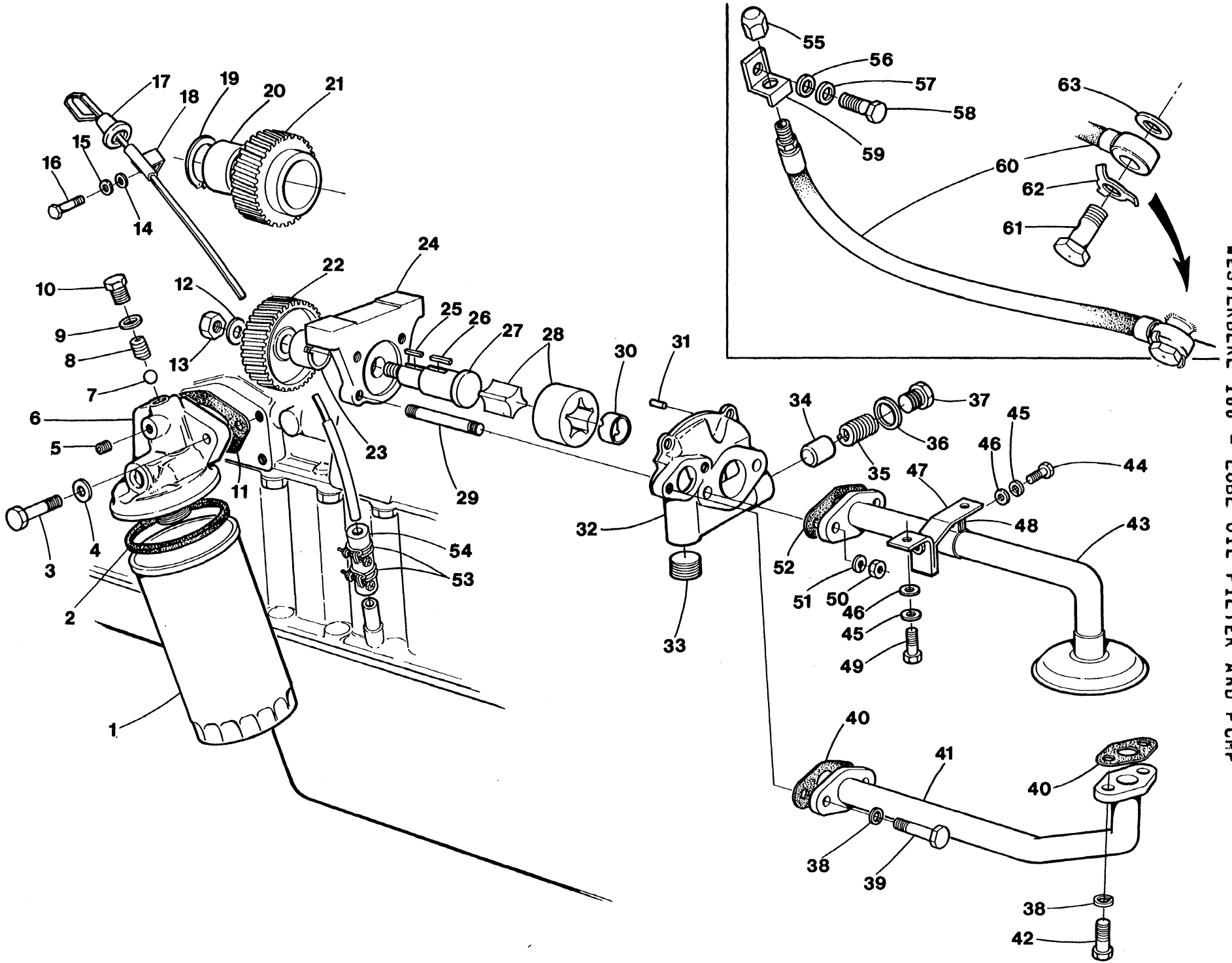
REF	PN	NAME	REMARKS	QUAN
1	32699	PUMP	LUBE OIL	1
2	32812	GEAR	OIL PUMP DRIVE	1
3	32701	SHAFT	PUMP INCL ROTORS	1
4	24468	PIN		2
5	32700	COVER	OIL PUMP INCL RELIEF VALVE	1
6	33671	CAPSCREW	M6 X 35 JIS-FLANGE	4
7	24471	GASKET	OIL STRAINER TO PUMP	1
8	33669	CAPSCREW	M6 X 16 JIS-FLANGE	2
9	32703	STRAINER	OIL PICKUP	1
10	32747	PLUG	OIL RELIEF VALVE	1
11	32702	SPRING	OIL RELIEF VALVE	1
12	24470	PLUNGER	OIL RELIEF VALVE	1
13	24472	GASKET	OIL LINE	1
14	33670	CAPSCREW	M6 X 25 JIS-FLANGE	2
15	32704	LINE	OIL PUMP TO BLOCK	1
16	32907	C-RING	OIL LINE TO BLOCK	1
17	33654	CAPSCREW	M8 X 20 JIS-FLANGE	1
18	31281	STUD	M8 X 40 DIN 939	2
19	32705	GASKET	ADAPTER/COOLER TO BLOCK	1
20	32714	COOLER	LUBE OIL	1
21	32728	O-RING	COOLER TO FILTER ADAPTER	2
22	32727	C-RING	COOLER STUD TO FILTER ADAPTER	4
23	24903	PLUG	3/8-19 BSPT DIN 906	1
24	32730	ADAPTER	LUBE OIL FILTER TO BLOCK	1
25	33668	NUT	M8 JIS-FLANGE	2
26	24470	PLUNGER		1
27	32732	SPRING		1
28	32851	C-RING		1
29	32731	PLUG		1
30	32733	BALL	STEEL	1
31	32734	SPRING		1
32	32735	C-RING		1
33	32736	PLUG		1
34	32874	FILTER	LUBE OIL INCL GASKET	1
35	32873	GASKET	LUBE OIL FILTER	1
36	33645	CAPSCREW	M8 X 40 JIS-FLANGE	1
37	32724	NUT	M10 X 1.25 JIS	4
38	19252	LOCKWASHER	M10 DIN 127	4
39	31789	WASHER	FLAT M10 DIN 125	4
40	33642	CAPSCREW	M8 X 25 JIS-FLANGE	7
41	33673	WASHER		1
42	33672	PLUG		1



WESTERBEKE 100 - LUBE OIL FILTER AND PUMP

WESTERBEKE 100 - LUBE OIL FILTER AND PUMP

REF	PN	NAME	REMARKS	QUAN
1	32874	FILTER	LUBE OIL INCL GASKET	1
2	32873	GASKET	LUBE OIL FILTER	1
3	32886	CAPSCREW		3
4	31770	LOCKWASHER	7/16	3
5	24523	PLUG	1/8NPT SOCKET	1
6	32867	ADAPTER	OIL FILTER	1
7	32887	BALL	STEEL	1
8	32862	SPRING		1
9	32861	O-RING		1
10	32860	PLUG		1
11	32851	GASKET	FILTER ADAPTER TO BLOCK	1
12	31777	WASHER	FLAT 1/2	1
13	31779	NUT	1/2NF JAM	1
14	31759	WASHER	5/16	1
15	31758	LOCKWASHER	5/16	1
16	31577	CAPSCREW	5/16NF X 5/8	1
17	32759	DIPSTICK		1
18	32758	TUBE	DIPSTICK	1
19	33655	CIRCLIP		1
20	32844	BUSHING	IDLER GEAR	1
21	32843	GEAR	OIL PUMP IDLER	1
22	32836	GEAR	OIL PUMP DRIVE	1
23	32831	BUSHING	OIL PUMP DRIVE GEAR	1
24	32830	PUMP	LUBE OIL	1
25	32837	KEY		1
26	32838	KEY		1
27	32835	SHAFT	PUMP DRIVE INCL ROTOR	1
28	32839	ROTOR	INNER AND OUTER	1
29	32832	STUD		2
30	32834	BUSHING	OIL PUMP COVER	1
31	33665	CCWEL	4MM X 12MM	2
32	32833	COVER	OIL PUMP INCL 30 THRU 37	1
33	24903	PLUG	3/8-19 BSPT DIN 906	1
34	32840	PLUNGER	OIL RELIEF VALVE	1
35	32841	SPRING	OIL RELIEF VALVE	1
36	33666	WASHER	OIL RELIEF VALVE	1
37	32842	PLUG	OIL RELIEF VALVE	1
38	31752	LOCKWASHER	1/4	6
39	31527	CAPSCREW	1/4NF X 5/8	4
40	30969	GASKET	OIL LINE	2
41	32849	LINE	OIL PUMP TO BLOCK	1
42	31528	CAPSCREW	1/4NF X 3/4	2
43	32788	STRAINER	OIL PICKUP	1
44	31530	CAPSCREW	1/4NF X 1	1
45	31752	LOCKWASHER	1/4	3

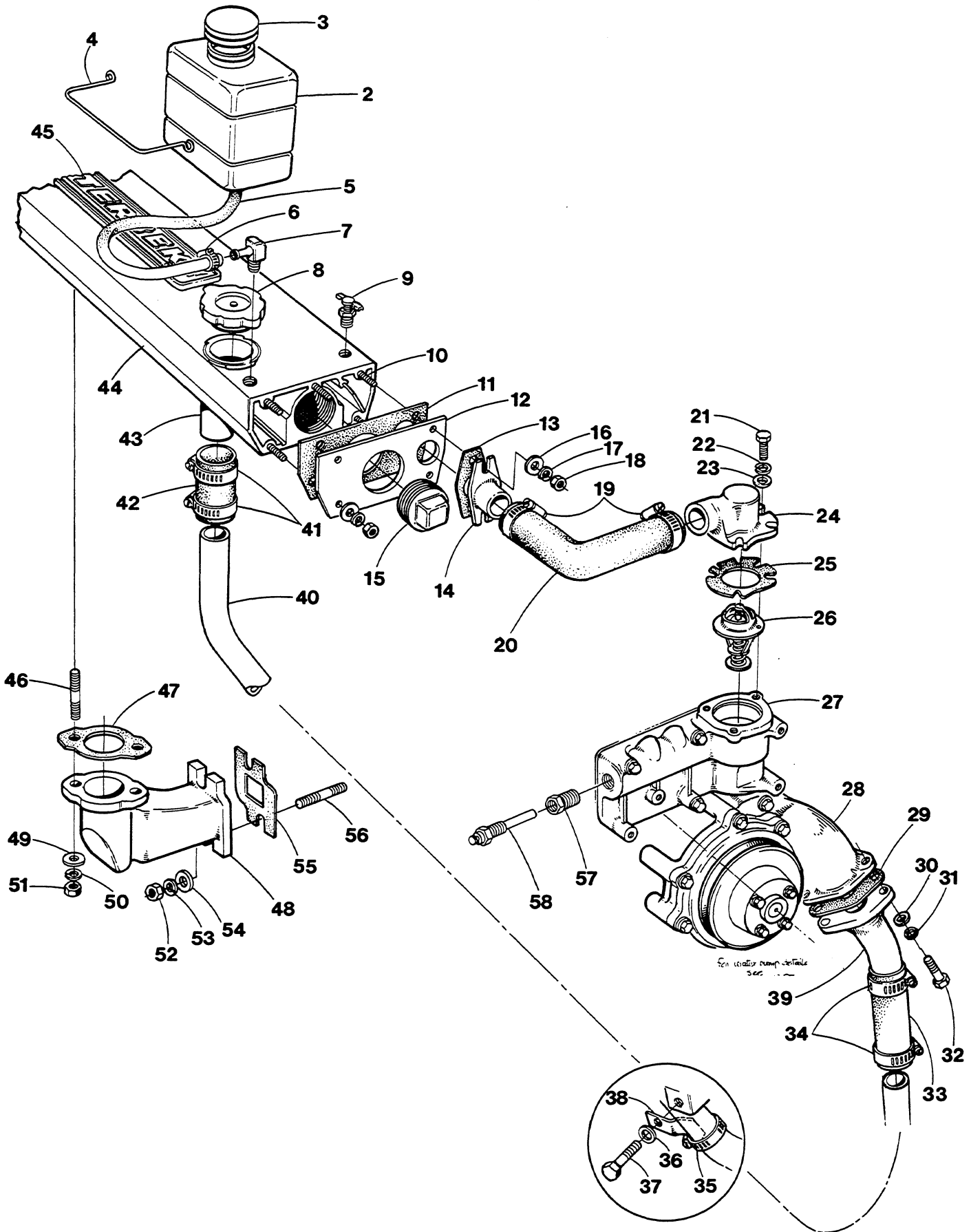


WESTERBEKE 100 - LUBE OIL FILTER AND PUMP

WESTERBEKE 100 - LUBE OIL FILTER AND PUMP

REF	PN	NAME	REMARKS	QUAN
46	31753	WASHER	FLAT 1/4	3
47	32847	BRACKET	OIL STRAINER SUPPORT	1
48	32846	CLAMP	OIL STRAINER SUPPORT	1
49	31526	CAPSCREW	1/4NF X 1/2	2
50	31760	NUT	5/16NF	2
51	31758	LOCKWASHER	5/16	2
52	32845	GASKET	STRAINER TO PUMP	1
53	17298	CLAMP	HOSE	2
54	32875	HOSE	DIPSTICK TUBE	1
55	24905	CAP	SUMP DRAIN HOSE	1
56	31765	WASHER	3/8	1
57	31764	LOCKWASHER	3/8	1
58	31605	CAPSCREW	3/8NC X 1-1/4	1
59	24922	BRACKET	SUMP DRAIN HOSE	1
60- 1	30845	HOSE	SUMP DRAIN-BRACKET ON REAR-21 IN LG	1
60- 2	30848	HOSE	SUMP DRAIN-BRACKET ON FRONT-24 IN LG	1
61- 1	24901	BOLT	BANJO-SUMP DRAIN	1
61- 2		LOC-TITE	NO 242 MUST BE USED ON THREADS	
62	24913	TABWASHER		1
63	30291	WASHER	BANJO	1

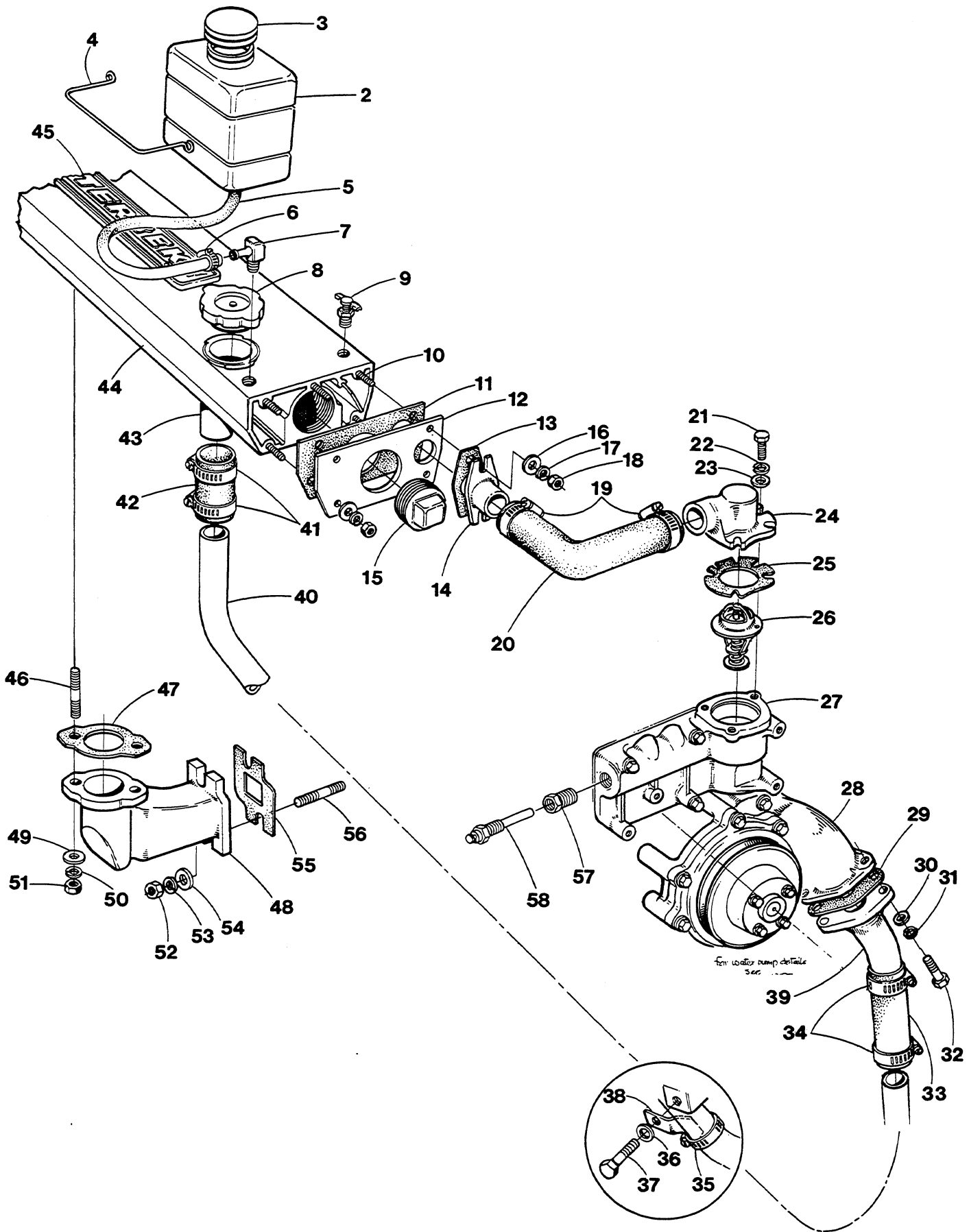
WESTERBEKE 70 - FRESH WATER COOLING SYSTEM - FRONT



WESTERBEKE 70 - FRESH WATER COOLING SYSTEM - FRONT

REF	PN	NAME	REMARKS	QUAN
1	24977	KIT	COOLANT RECOVERY REF 2-6	1
2	24704	TANK	COOLANT RECOVERY	1
3	24858	CAP	COOLANT RECOVERY TANK	1
4	24786	STRAP	TANK MOUNTING	1
5	24637	TUBING	INCHES REQUIRED	30
6	24906	CLAMP	HOSE	2
7	24907	ELBOW	MANIFOLD TO RECOVERY TANK HOSE	1
8	24306	CAP	FILLER	1
9	11471	PETCOCK	MANIFOLD BLEED	1
10	24838	STUD	MANIFOLD END	5
11	24786	GASKET	MANIFOLD TO COVER	1
12	24779	COVER	MANIFOLD END-FRONT	1
13	24763	GASKET	CONNECTOR	1
14	24770	CONNECTOR	STRAIGHT	1
15- 1	19324	PLUG	UNUSED EXHAUST OUTLET	1
15- 2		LOC-TITE	ANTI-SEIZE MUST BE USED ON THREADS	
16	31753	WASHER	FLAT 1/4	5
17	31752	LOCKWASHER	1/4	5
18	31750	NUT	1/4NC	5
19	21878	CLAMP	HOSE 20	2
20	24334	ELBOW	HOSE	1
21	13630	CAPSCREW	M8 X 25 DIN 933	3
22	31786	LOCKWASHER	M8 DIN 127	3
23	31787	WASHER	M8 DIN 125	3
24	24258	HOUSING	UPPER THERMOSTAT	1
25	33373	GASKET	THERMOSTAT	1
26	24690	THERMOSTAT		1
27	32636	HOUSING	LOWER THERMOSTAT	1
28		PUMP	FRESH WATER-REFER TO SEPARATE PAGE	1
29	32707	GASKET	PUMP TO ADAPTER	1
30	31787	WASHER	M8 DIN 125	3
31	31786	LOCKWASHER	M8 DIN 127	3
32	13630	CAPSCREW	M8 X 25 DIN 933	3
33	24974	HOSE	1-3/8 WIRE INSERTED-INCHES REQD	5
34	21878	CLAMP	HOSE 20	2
35	21878	CLAMP	HOSE 20	1
36	19262	LOCKWASHER	M10 DIN 127	1
37	24952	CAPSCREW	M10 X 1.25 X 25 DIN 961	1
38	24117	BRACKET		1
39	32226	ELBOW	FRESH WATER PUMP CONNECTION	1
40	32317	TUBE	MANIFOLD TO FRESH WATER PUMP	1
41	21878	CLAMP	HOSE 20	2
42	24974	HOSE	1-3/8 WIRE INSERTED-INCHES REQD	5
43	31160	NIPPLE	HOSE	1
44	30012	MANIFOLD	WITH NECK AND CAP	1

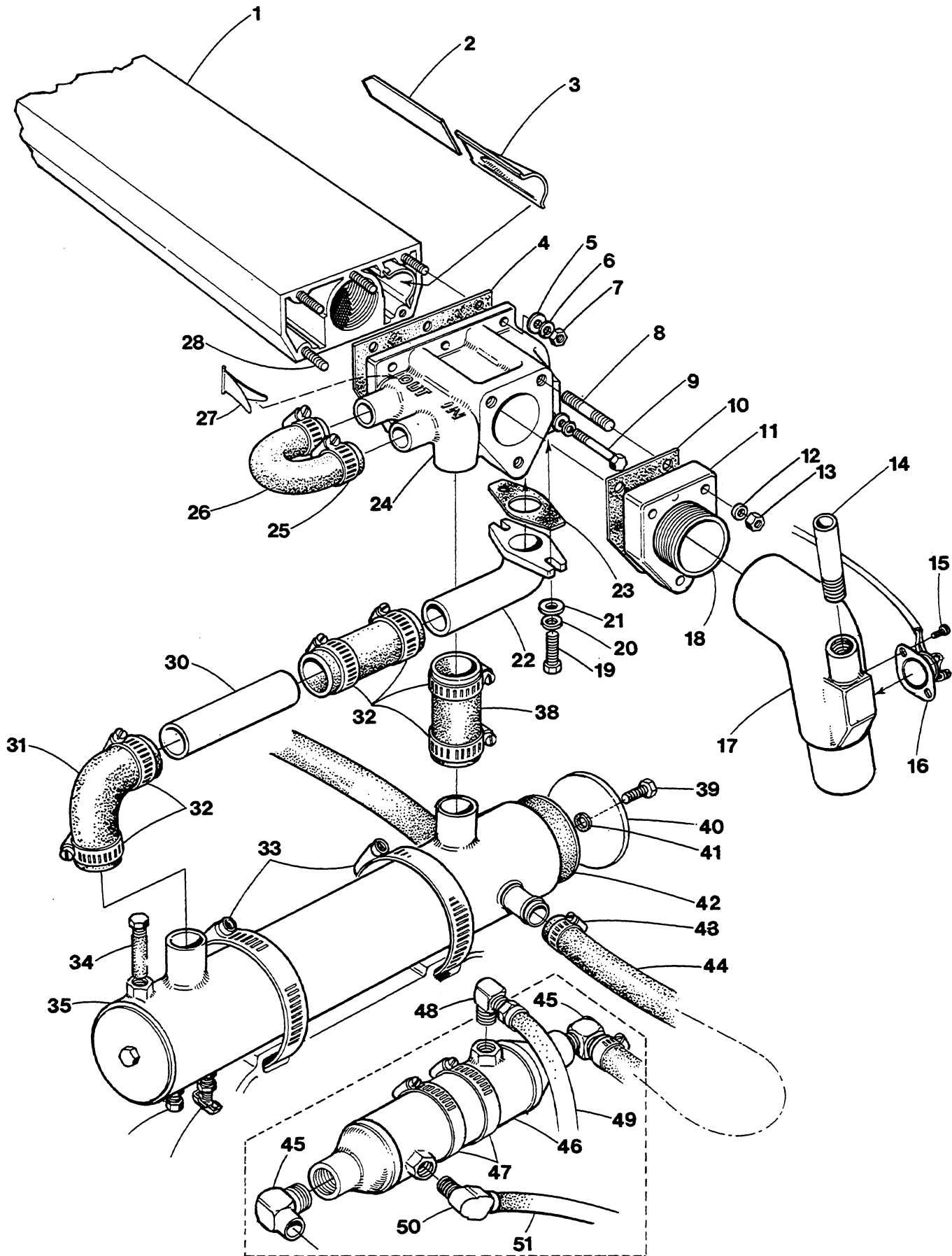
WESTERBEKE 70 - FRESH WATER COOLING SYSTEM - FRONT



WESTERBEKE 70 - FRESH WATER COOLING SYSTEM - FRONT

REF	PN	NAME	REMARKS	QUAN
45- 1	24986	NAMEPLATE		1
45- 2		SCREW	8-32 X 1/4 OVAL HEAD-SS	2
46	11263	STUD	MANIFOLD TO ELBCW	8
47	24662	GASKET	MANIFOLD TO ELBCW	4
48	24270	ELBOW	MANIFOLD TO HEAD	4
49	31759	WASHER	FLAT 5/16	8
50	31758	LOCKWASHER	5/16	8
51	31760	NUT	5/16NF	8
52	18242	NUT	M8 DIN 934	8
53	31786	LOCKWASHER	M8 DIN 127	8
54	31787	WASHER	M8 DIN 125	8
55	24663	GASKET	ELBOW TO HEAD	4
56	15830	STUD	ELBOW TO HEAD	8
57	24672	BUSHING	1/8NPT FOR SENDER	1
58	23571	SENDER	WATER TEMPERATURE	1

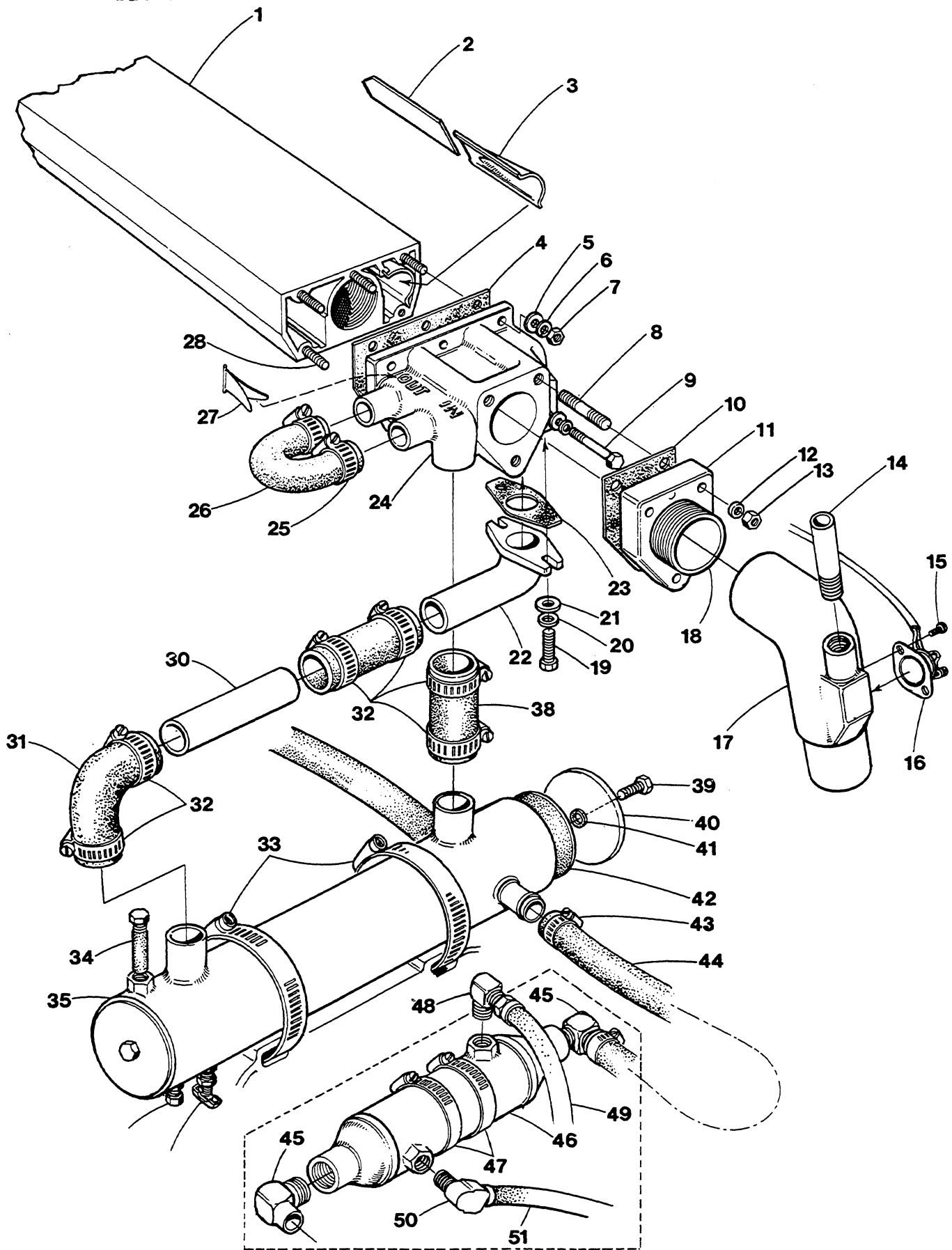
WESTERBEKE 70 - FRESH WATER COOLING SYSTEM - REAR



WESTERBEKE 70 - FRESH WATER COOLING SYSTEM - REAR

REF	PN	NAME	REMARKS	QUAN
1	30012	MANIFOLD	EXHAUST	1
2	30154	BAFFLE		1
3	24748	DIVERTER		1
4	24780	GASKET	MANIFOLD TO FLOWCONTROLLER	1
5	31753	WASHER	FLAT 1/4	5
6	31752	LOCKWASHER	1/4	5
7	31750	NUT	1/4NC	4
8	31492	STUD	5/16NC X 1-7/8	3
9	31514	CAPSCREW	1/4NC X 3-1/4	1
10	31206	GASKET	ADAPTER TO FLOWCONTROLLER	1
11	31204	ADAPTER	EXHAUST NIPPLE TO FLOWCONTROLLER	1
12	31758	LOCKWASHER	5/16	3
13	31756	NUT	5/16NC	3
14	32230	NIPPLE	1/2NPT TO 7/8ID HOSE	1
15	33627	SCREW	8-32 X 1/4 WASHER HEAD	2
16	32923	SWITCH	EXHAUST TEMPERATURE-GENSET	1
17- 1	15985	ELBOW	WATER INJECTED EXHAUST-PROPULSION	1
17- 2	33067	ELBOW	WATER INJECTED EXHAUST-GENSET	1
18	20439	NIPPLE	1.5NPT CLOSE	1
19	31505	CAPSCREW	1/4NC X 1	2
20	31752	LOCKWASHER	1/4	2
21	31753	WASHER	1/4	2
22	30738	ELBOW		1
23	24763	GASKET	ELBOW TO FLOWCONTROLLER	1
24	31202	FOCUSING	FLOWCONTROLLER	1
25	11386	CLAMP	HOSE 12	2
26	30562	RETURNBEND	HOSE-WHEN WATER HEATER NOT INSTALLED	1
27	30165	SPRING	FLOWCONTROLLER	1
28	24838	STUD	MANIFOLD END	4
29	24974	HOSE	1-3/8 WIRE INSERTED-INCHES REGD	4
30	24237	TUBING	1-3/8 OD-INCHES REGD	6
31	24305	ELBOW	HOSE-OFFSET	1
32	21878	CLAMP	HOSE 20	6
33	32978	CLAMP	HOSE 52	2
34	11885	ZINC		1
35	24308	EXCHANGER	HEAT	1
36	19369	PLUG	1/8NPT HEX HEAD BRASS	1
37	11471	PETCOCK		1
38	24974	HOSE	1-3/8 WIRE INSERTED-INCHES REGD	6
39	22852	CAPSCREW	3/8NC X 1/2 BRASS	2
40	22850	COVER	EXCHANGER END	2
41	19321	C-RING		2
42	22851	GASKET	EXCHANGER END COVER	2

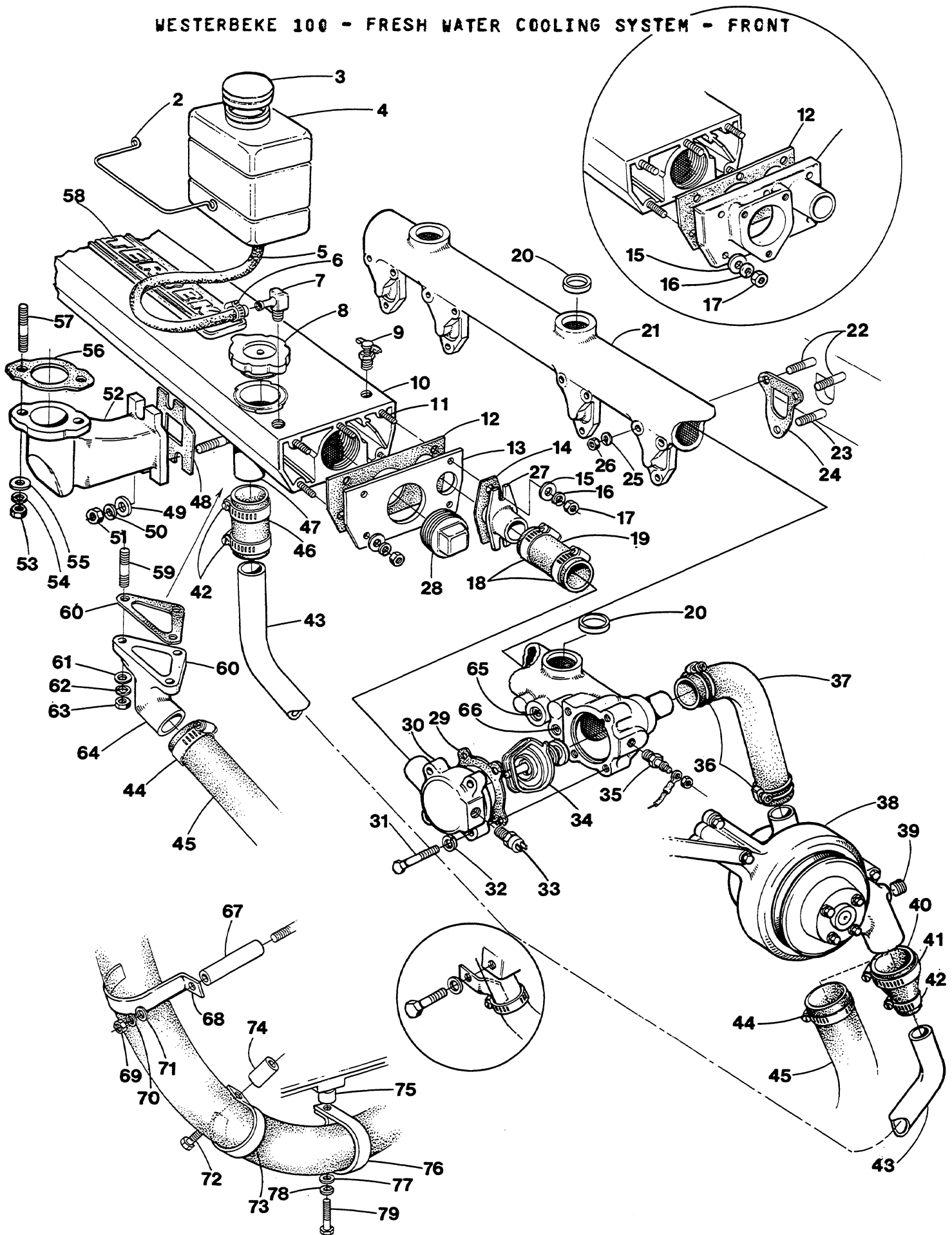
WESTERBEKE 70 - FRESH WATER COOLING SYSTEM - REAR



WESTERBEKE 70 - FRESH WATER COOLING SYSTEM - REAR

REF	PN	NAME	REMARKS	QUAN
43	11341	CLAMP	HOSE	2
44	19059	HOSE	INCHES REQUIRED	16
45	30183	ELBOW	1/2NPT X 7/8 HOSE	2
46	11657	COOLER	OIL-WARNER HYDRAULIC TRANSMISSION	1
47	11411	CLAMP	HOSE-MOUNT COOLER TO BRACKET	2
48	13338	ELBOW	3/8NPT BRASS STREET	1
49- 1	11921	HOSE	OIL	1
49- 2	13348	CONNECTOR	HOSE TO WARNER TRANSMISSION	1
50	13330	ELBOW	COOLER TO HOSE	1
51- 1	22114	HOSE	OIL-WARNER DIRECT DRIVE TRANSMISSION	1
51- 2	23567	HOSE	OIL-WARNER REDUCTION TRANSMISSION	1
51- 3	13330	ELBOW	HOSE TO WARNER TRANSMISSION	1

WESTERBEKE 100 - FRESH WATER COOLING SYSTEM - FRONT



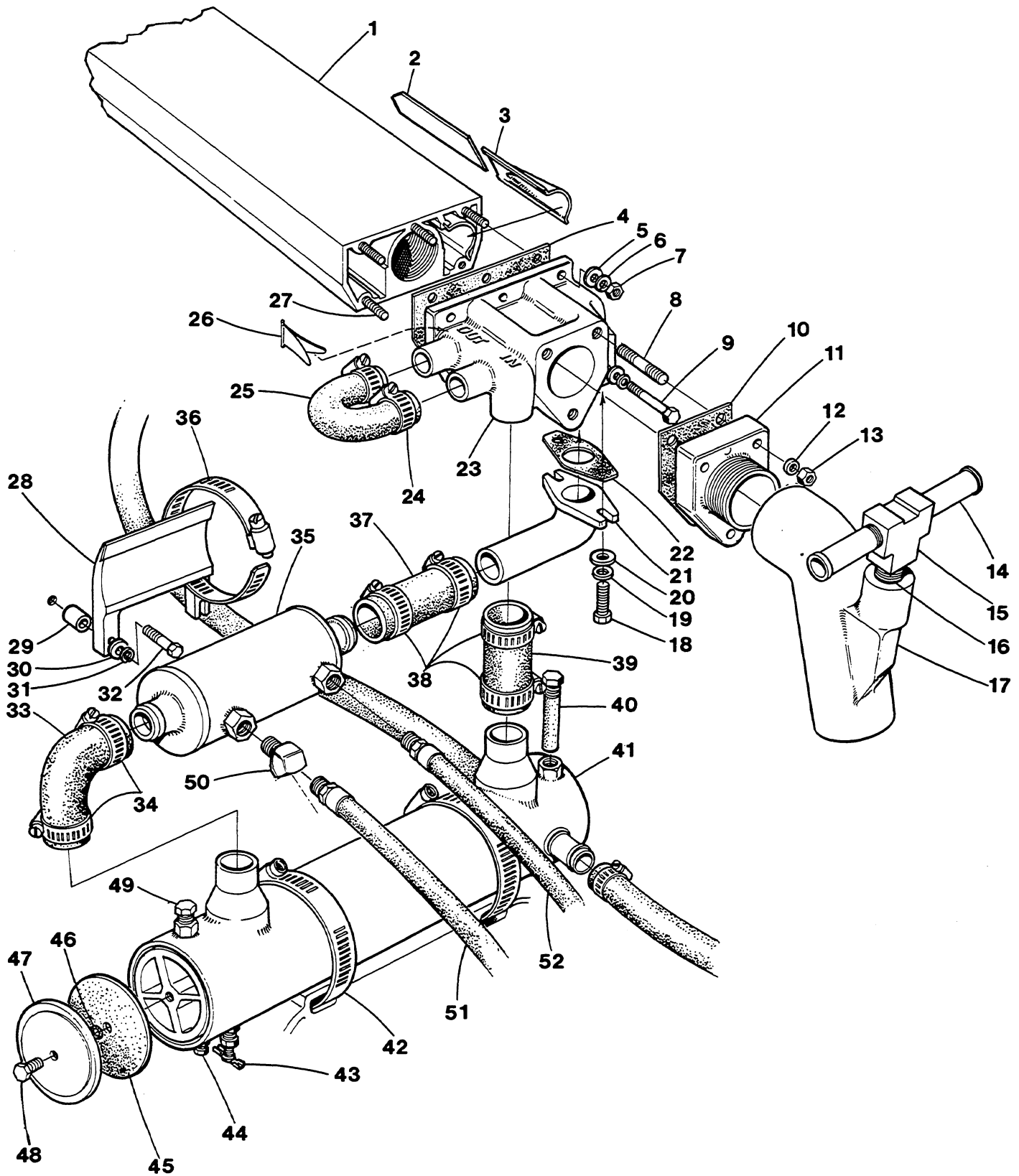
WESTERBEKE 100 - FRESH WATER COOLING SYSTEM - FRONT

REF	PN	NAME	REMARKS	QUAN
1	24977	KIT	COOLANT RECOVERY REF 2-6	1
2	24786	STRAP	MOUNTING	1
3	24858	CAP	COOLANT RECOVERY TANK	1
4	24704	TANK	COOLANT RECOVERY	1
5	24637	TUBING	INCHES REQUIRED	30
6	24906	CLAMP	HOSE	2
7	24907	ELBOW	MANIFOLD TO RECOVERY TANK HOSE	1
8	24306	CAP	FILLER	1
9	11471	PETCOCK	MANIFOLD BLEED	1
10- 1	32150	MANIFOLD	EXHAUST-REPLACED BY 33472	1
10- 2	33472	MANIFOLD	EXHAUST-ACCEPTS FLANGE FOR HOSE	1
11	24838	STUD	MANIFOLD END	5
12	24780	GASKET	MANIFOLD TO COVER	1
13	24779	COVER	MANIFOLD END-FRONT	1
14	24763	GASKET	COVER TO CONNECTOR	1
15	31753	WASHER	FLAT 1/4	5
16	31752	LOCKWASHER	1/4	5
17	31750	NUT	1/4NC	5
18	21878	CLAMP	HOSE 20	2
19	24974	HOSE	1-3/8ID WIRE INSERTED-INCHES REQD	3
20	24374	PLUG		3
21	32316	PIPE	FRESH WATER RETURN	1
22	33667	STUD	5/16NF X 2-9/16	8
23	12493	STUD	5/16NF X 1-1/4	4
24	32817	GASKET		4
25	31758	LOCKWASHER	5/16	12
26	31760	NUT	5/16NF	12
27	24770	CONNECTOR	STRAIGHT	1
28- 1	19324	PLUG	FRONT EXHAUST OUTLET	1
28- 2		LOC-TITE	ANTI-SEIZE MUST BE USED ON THREADS	1
29	32153	GASKET	THERMOSTAT	1
30	32156	HOUSING	THERMOSTAT	1
31- 1	31582	CAPSCREW	5/16NF X 1-1/2	3
31- 2	31583	CAPSCREW	5/16NF X 1-3/4	1
32	31758	LOCKWASHER	5/16	4
33- 1	30944	SWITCH	WATER TEMPERATURE-ALARM-PROPULSION	1
33- 2	22131	BUSHING	1/4NPT TO 1/8NPT-PROPULSION	1
33- 3	33348	SWITCH	WATER TEMPERATURE-GENSET	1
34	32872	THERMOSTAT		1
35	23571	SENDER	WATER TEMPERATURE	1
36	21878	CLAMP	HOSE 20	2
37	32856	HOSE	THERMOSTAT TO PUMP	1
38		PUMP	FRESH WATER-REFER TO SEPARATE PAGE	1
39	11752	PLUG	1/2NPT SOCKET	1
40	32224	HOSE	REDUCER-MANIFOLD 32150	1

WESTERBEKE 100 - FRESH WATER COOLING SYSTEM - FRONT

REF	PN	NAME	REMARKS	QUAN
41	11411	CLAMP	HOSE 32-MANIFOLD 32150	1
42	21878	CLAMP	HOSE 20-MANIFOLD 32150	3
43	32225	TUBE	MANIFOLD TO PUMP-MANIFOLD 32150	1
44	11411	CLAMP	HOSE 32-MANIFOLD 33472	4
45	33474	HOSE	MANIFOLD TO PUMP-MANIFOLD 33472	1
46	24974	HOSE	1-3/8ID-MANIFOLD 32150-INCHES REGD	4
47	31160	NIPPLE	HOSE-MANIFOLD 32150	1
48	32151	GASKET	ELBOW TO HEAD	6
49	31759	WASHER	FLAT 5/16	12
50	31758	LOCKWASHER	5/16	12
51	31760	NUT	5/16NF	12
52- 1	30918	ELBOW	HEAD TO EXHAUST MANIFOLD-REAR 3	3
52- 2	30920	ELBOW	HEAD TO EXHAUST MANIFOLD-FRONT 3	3
53	31760	NUT	5/16NF	12
54	31758	LOCKWASHER	5/16	12
55	31759	WASHER	FLAT 5/16	12
56	24662	GASKET	MANIFOLD TO ELBCW	6
57	11263	STUD	MANIFOLD TO ELBCW	12
58- 1	24986	NAMEPLATE		1
58- 2		SCREW	8-32 X 1/4 OVAL HEAD-SS	2
59	11263	STUD	MANIFOLD TO ADAPTER	3
60	32987	GASKET	MANIFOLD 33472 TO ADAPTER	1
61	31759	WASHER	FLAT 5/16	3
62	31758	LOCKWASHER	5/16	3
63	31760	NUT	5/16NF	3
64	32988	ADAPTER	MANIFOLD 33472 TO HOSE	1
65	11752	PLUG	1/2NPT SOCKET	1
66	24903	PLUG	3/8BSPT DIN 906	1
67	33565	SPACER	2IN LONG	1
68	33568	CLAMP	HOSE SUPPORT	1
69	31766	NUT	3/8NF	1
70	31764	LOCKWASHER	3/8	1
71	31765	WASHER	FLAT 3/8	1
72	24954	CAPSCREW	M10 X 1.25 X 40 DIN 961	1
73	33569	CLAMP	SUPPORT HOSE	1
74	33473	SPACER	1IN LONG	1
75	21885	SPACER	1/2IN LONG	1
76	33057	CLAMP	SUPPORT HOSE	1
77	31759	WASHER	FLAT 5/16	1
78	31758	LOCKWASHER	5/16	1
79	31584	CAPSCREW	5/16NF X 2	1
80	33488	ADAPTER	FRONT OPENING EXHAUST	1

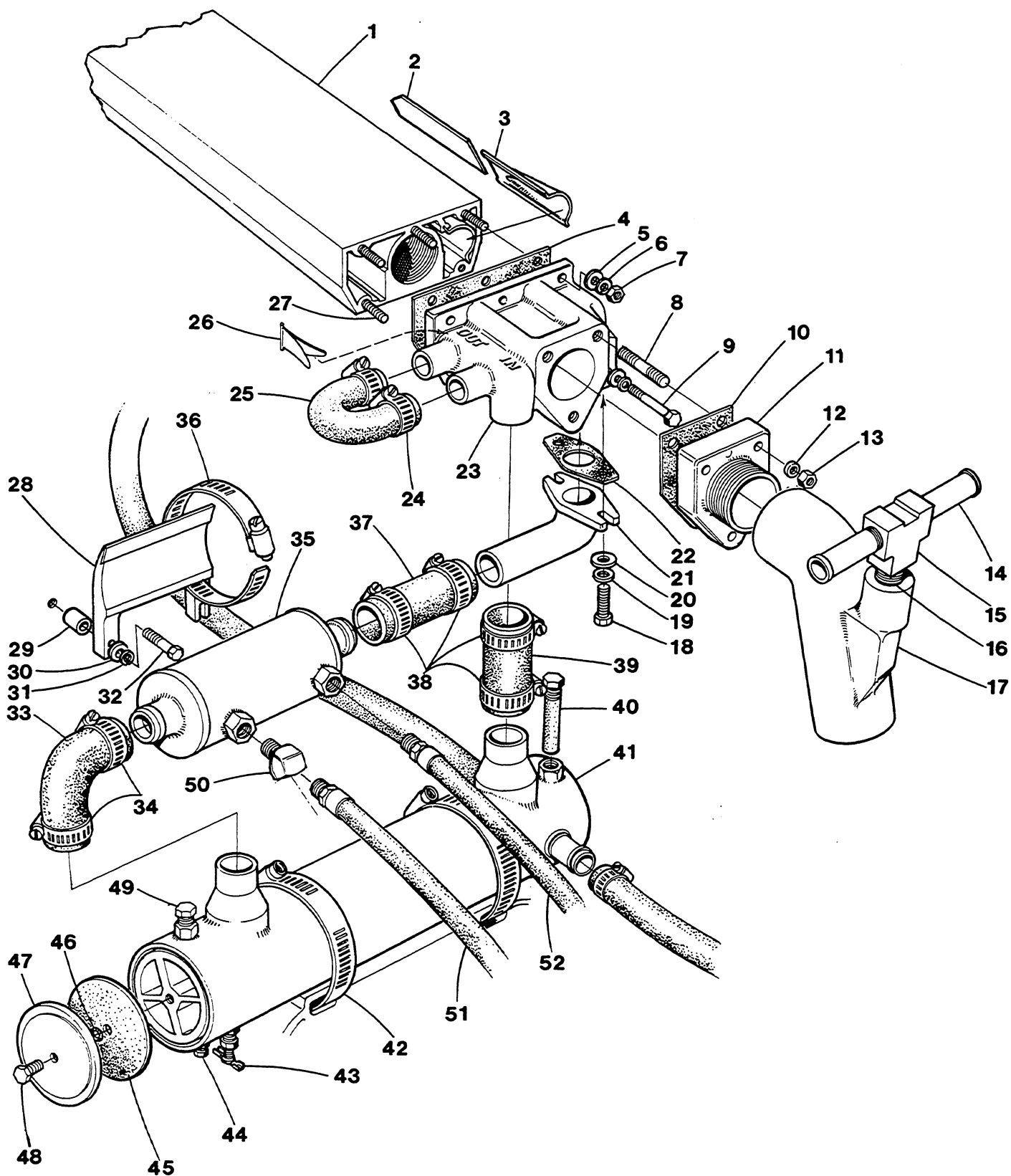
WESTERBEKE 100 - FRESH WATER COOLING SYSTEM - REAR



WESTERBEKE 100 - FRESH WATER COOLING SYSTEM - REAR

REF	PN	NAME	REMARKS	QUAN
1		MANIFOLD	EXHAUST-SEE PRIOR PAGE	1
2	32152	BAFFLE		1
3	24748	DIVERTER		1
4	24780	GASKET	MANIFOLD TO FLOWCONTROLLER	1
5	31753	WASHER	FLAT 1/4	5
6	31752	LOCKWASHER	1/4	5
7	31750	NUT	1/4NC	4
8	31492	STUD	5/16NC X 1-7/8	3
9	31514	CAPSCREW	1/4NC X 3-1/4	1
10	31206	GASKET	ADAPTER TO FLOWCONTROLLER	1
11	32430	ADAPTER	EXHAUST ELBOW TO FLOWCCTRCLER	1
12	31758	LOCKWASHER	5/16	3
13	31756	NUT	5/16NC	3
14	32230	NIPPLE	1/2NPT X 7/8ID HOSE	2
15	18998	TEE	1/2NPT	1
16	12707	NIPPLE	1/2NPT CLOSE	1
17- 1	32998	ELBOW	WATER INJECTED EXHAUST-PROPULSION	1
17- 2	33531	ELBOW	WATER INJECTED EXHAUST-GENSET	1
18	31505	CAPSCREW	1/4NC X 1	2
19	31752	LOCKWASHER	1/4	2
20	31753	WASHER	FLAT 1/4	2
21- 1	31491	ELBOW	PROPULSION	1
21- 2	30738	ELBOW	GENSET	1
22	24763	GASKET	ELBOW TO FLOWCONTROLLER	1
23	31202	HOUSING	FLOWCONTROLLER	1
24	11386	CLAMP	HOSE 12	2
25	30962	RETURNBEND	HOSE-WHEN WATER HEATER NOT INSTALLED	1
26	30165	SPRING	FLOWCONTROLLER	1
27	24838	STUD	MANIFOLD END	4
28	32952	BRACKET	OIL COOLER	1
29	21722	SPACER		2
30	31759	WASHER	5/16	2
31	31758	LOCKWASHER	5/16	2
32	31582	CAPSCREW	5/16NF X 1-1/2	2
33	24305	ELBOW	HOSE	1
34	21878	CLAMP	HOSE 20	2
35- 1	32950	COOLER	OIL-TRANSMISSION	1
35- 2	24237	TUBING	1 3/8OD-INCHES REQD	4
36	11505	CLAMP	HOSE 48-MOUNT COOLER	2
37	24974	HOSE	WIRE INSERTED-INCHES REQD	4
38	21878	CLAMP	HOSE 20	4
39	24974	HOSE	WIRE INSERTED-INCHES REQD	3
40	11885	ZINC		1

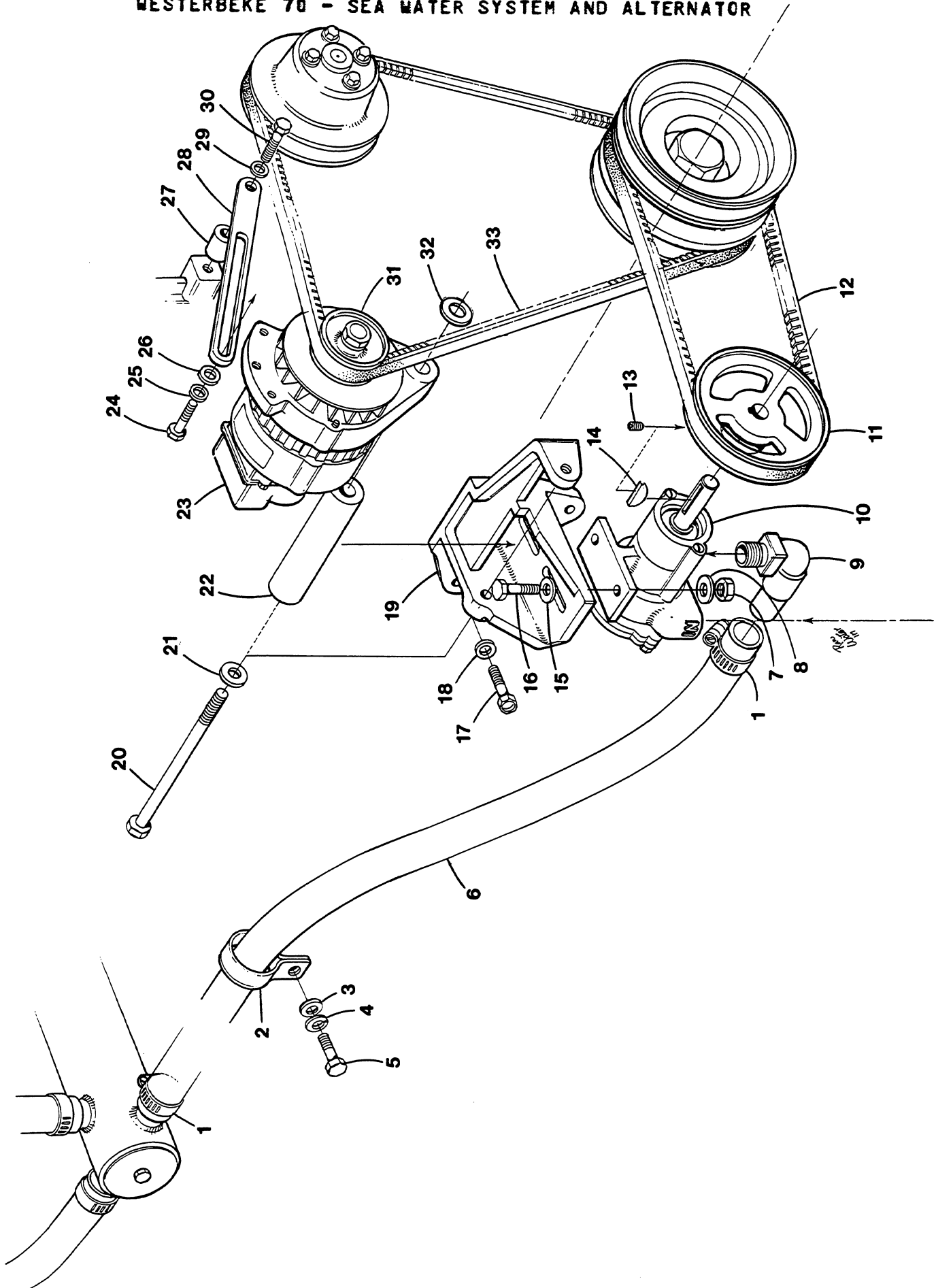
WESTERBEKE 100 - FRESH WATER COOLING SYSTEM - REAR



WESTERBEKE 100 - FRESH WATER COOLING SYSTEM - REAR

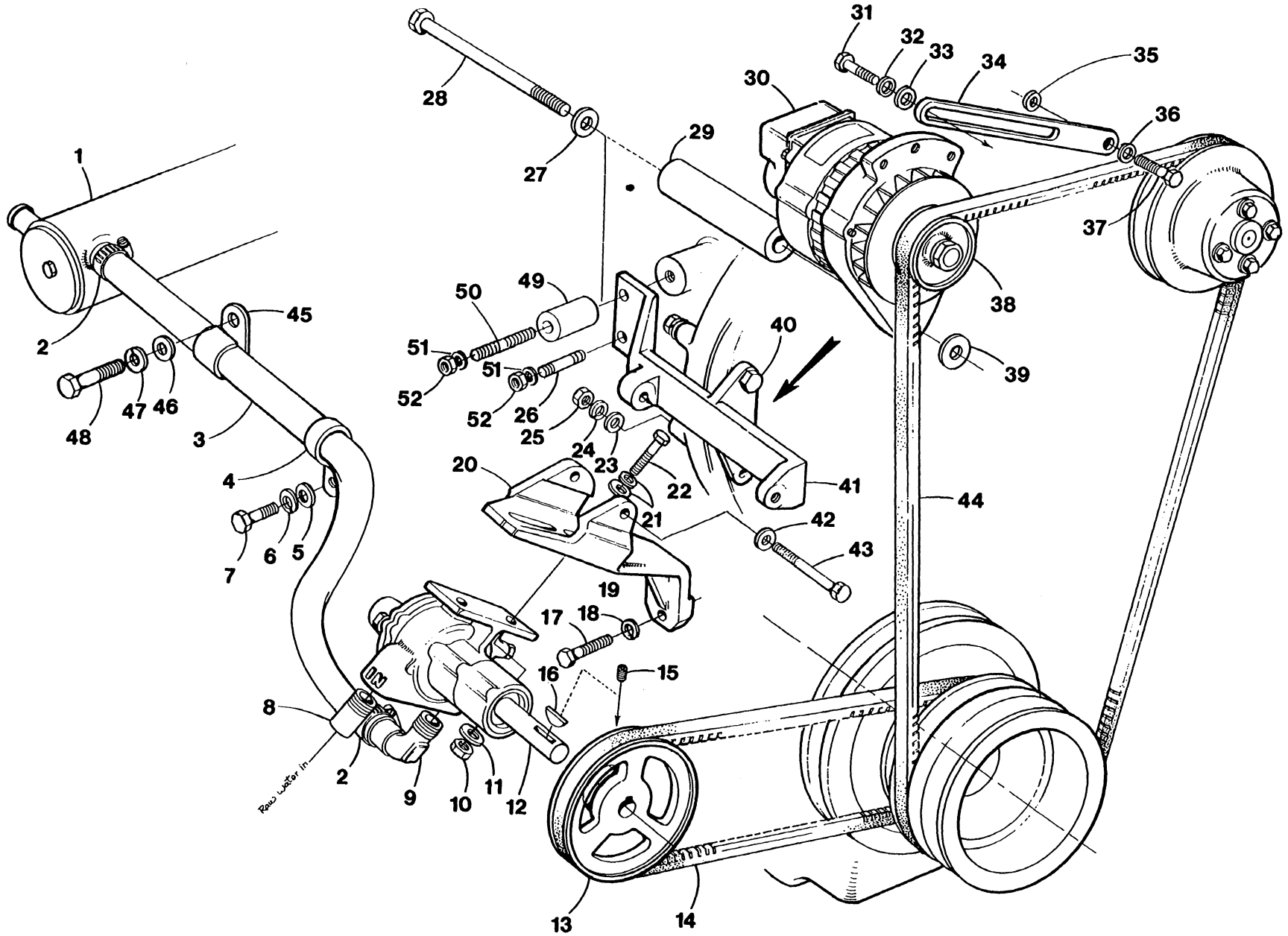
REF	PN	NAME	REMARKS	QUAN
41	32318	EXCHANGER	HEAT	1
42	11379	CLAMP	HOSE 64-MOUNT EXCHANGER	2
43	11471	PETCOCK		1
44	19369	PLUG	1/8NPT HEX HEAD BRASS	1
45	33300	GASKET	EXCHANGER END CCVER	2
46	19321	O-RING		2
47	33299	COVER	EXCHANGER END	2
48	22852	CAPSCREW	3/8NC X 1/2 BRASS	2
49	13341	PLUG	1/4NPT HEX HEAD BRASS	1
50	13331	ELBOW	3/8NPT TO INV FLARE 45 DEG	2
51- 1	33604	HOSE	OIL-17IN LG-HBW	1
51- 2	23561	HOSE	OIL-12IN LG-WARNER HYD	1
52- 1	33603	HOSE	OIL-20IN LG-HBW	1
52- 2	23566	HOSE	OIL-13-3/4IN LG-WARNER HYD DC	1
52- 3	22117	HOSE	OIL-30IN LG-WARNER HYD REDUCTION	1
53	13330	ELBOW	3/8NPT TO INV FLARE 90 DEG-WARNER HYD	1
54	13348	CONNECTOR	3/8NPT TO INV FLARE-WARNER HYD	1

WESTERBEKE 70 - SEA WATER SYSTEM AND ALTERNATOR



WESTERBEKE 70 - SEA WATER SYSTEM AND ALTERNATOR

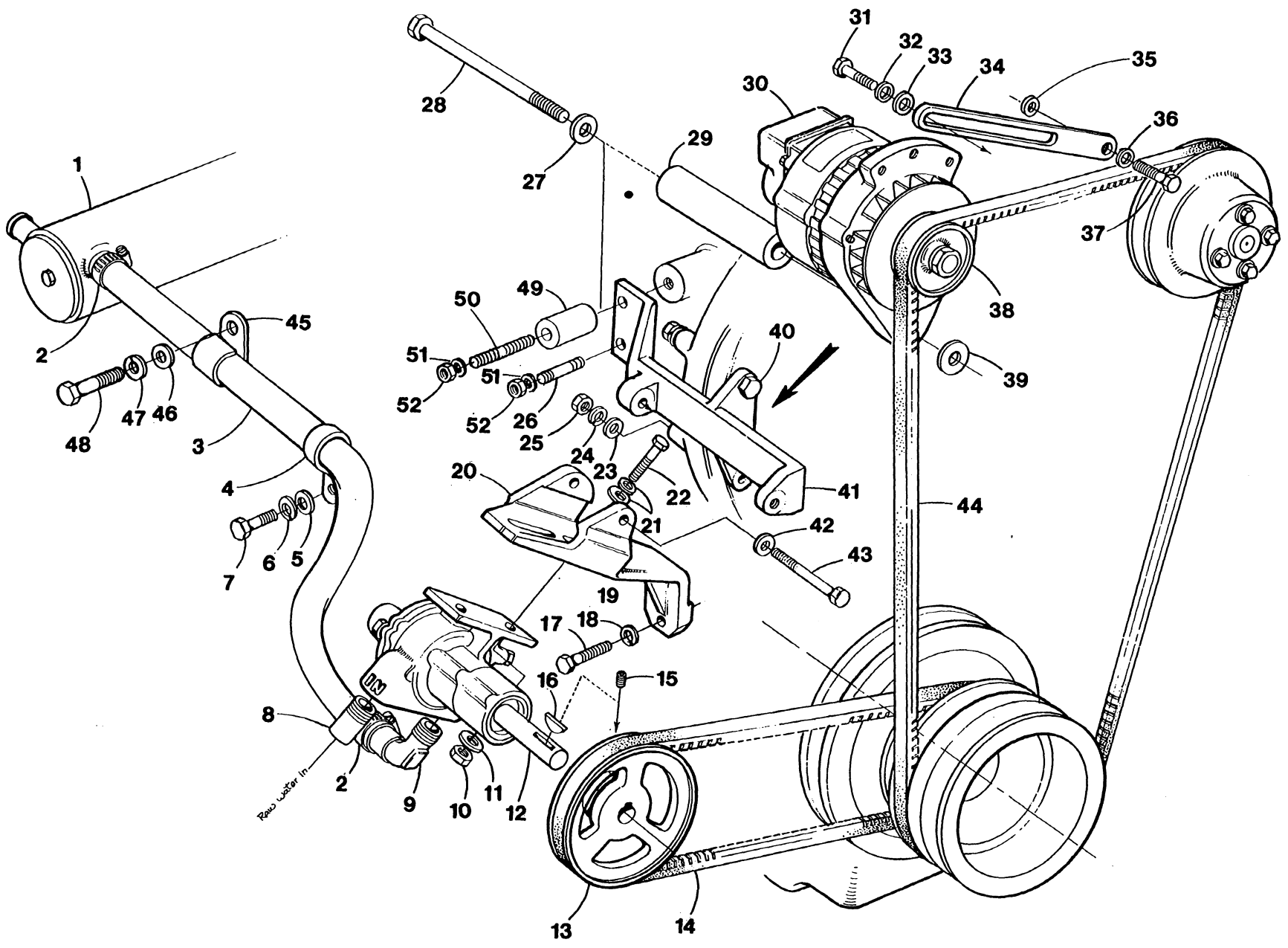
REF	PN	NAME	REMARKS	QUAN
1	11386	CLAMP	HOSE 12	2
2	13741	CLAMP	SUPPORT HOSE	1
3	31787	WASHER	M8 DIN 125	1
4	31786	LOCKWASHER	M8 DIN 127	1
5	20650	CAPSCREW	M8 X 18 DIN 933	1
6	19059	HOSE	7/8ID WIRE INSERTED-INCHES REGD	26
7	31762	NUT	3/8NC	2
8	31764	LOCKWASHER	3/8	2
9	32924	ELBOW	3/4NPT X 7/8ID HOSE	1
10	11353	PUMP	SEA WATER	1
11	11371	PULLEY	SEA WATER PUMP DRIVE	1
12	16446	BELT	SEA WATER PUMP	1
13	11357	SETSCREW	PULLEY RETAINING	1
14	22392	KEY	SEA WATER PUMP-NO ROCK TYPE	1
15	31765	WASHER	FLAT 3/8	4
16	31607	CAPSCREW	3/8NC X 1-1/2	2
17	31083	CAPSCREW	M10 X 1.25 X 30 JIS	3
18	19262	LOCKWASHER	M10 DIN 127	3
19- 1	32254	BRACKET	SEA WATER PUMP & 51/120 AMP ALTERNATOR	1
19- 2	32946	BRACKET	SEA WATER PUMP & 90 AMP ALTERNATOR	1
20- 1	30170	CAPSCREW	1/2NC X 5-1/4 51 & 120 AMP ALTERNATOR	1
20- 2	31622	CAPSCREW	3/8NC X 5-1/4 90 AMP ALTERNATOR	1
21- 1	31776	LOCKWASHER	1/2 51 & 120 AMP ALTERNATOR	1
21- 2	31764	LOCKWASHER	3/8 90 AMP ALTERNATOR	1
22- 1	30182	SPACER	51 AMP ALTERNATOR	1
22- 2	31169	SPACER	90 AMP ALTERNATOR	1
22- 3	31159	SPACER	120 AMP ALTERNATOR	1
23- 1	24684	ALTERNATOR	51 AMP 12VDC WITH REGULATOR	1
23- 2	24579	REGULATOR		1
23- 3	24580	GASKET	REGULATOR TO ALTERNATOR	1
23- 4	30735	ALTERNATOR	90 AMP 12VDC WITH REGULATOR	1
23- 5	31201	DIAGRAM	WIRING 90 AMP ALTERNATOR	1
23- 6	11677	ALTERNATOR	120 AMP 12VDC	1
23- 7	11682	REGULATOR	120 AMP	1
23- 8	11675	CABLE	ALTERNATOR TO REGULATOR	1
23- 9	23088	CABLE	REGULATOR 11682	1
23-10	11676	RESISTOR	75 OHM	1
23-11	11231	DIAGRAM	WIRING 120 AMP ALTERNATOR	1
23-12	23603	DIAGRAM	WIRING 120 AMP REGULATOR	1
24	31554	CAPSCREW	5/16NC X 7/8	1
25	31758	LOCKWASHER	5/16	1
26	33381	WASHER	ADJUSTING STRAP	1
27	21885	SPACER		1
28	33064	STRAP	ALTERNATOR ADJUSTING	1
29	31786	LOCKWASHER	M8 DIN 127	1
30	18812	CAPSCREW	M8 X 70 DIN 931	1
31- 1	11548	PULLEY	51 AMP ALTERNATOR	1
31- 2	31168	PULLEY	90 AMP ALTERNATOR	1
31- 3	31109	PULLEY	120 AMP ALTERNATOR	1
32	30168	SPACER	51 AMP ALTERNATOR	1
33- 1	32977	BELT	51 AMP ALTERNATOR & FRESH WATER PUMP	1
33- 2	32977	BELT	90 AMP ALTERNATOR & FRESH WATER PUMP	2
34- 1	31037	PULLEY	FRESH WATER PUMP - 1 GROOVE	1
34- 2	31110	PULLEY	FRESH WATER PUMP - 2 GROOVE	1



WESTERBEKE 100 - SEA WATER SYSTEM AND ALTERNATOR

WESTERBEEKE 100 - SEA WATER SYSTEM AND ALTERNATOR

REF	PN	NAME	REMARKS	QUAN
1	32318	EXCHANGER	HEAT	1
2	11386	CLAMP	HOSE 12	2
3	19059	HOSE	7/8 WIRE INSERTED-INCHES REQD	48
4	13741	CLAMP	SUPPORT HOSE	1
5	31759	WASHER	5/16	1
6	31758	LOCKWASHER	5/16	1
7	31553	CAPSCREW	5/16NF X 3/4	
8	32947	NIPPLE	HOSE	1
9	32924	ELBOW	3/4NPT X 7/8 HOSE	1
10	31762	NUT	3/8NC	2
11	31764	LOCKWASHER	3/8	2
12	11353	PUMP	SEA WATER	1
13	11709	PULLEY	SEA WATER PUMP DRIVE	1
14- 1	11400	BELT	SEA WATER PUMP-SHEET METAL BRACKET	1
14- 2	16392	BELT	SEA WATER PUMP-CAST BRACKET	1
15	11357	SETSCREW	PULLEY RETAINING	1
16	22392	KEY	SEA WATER PUMP-NO ROCK TYPE	1
17	24952	CAPSCREW	M10 X 1.25 X 25 DIN 961	1
18	19262	LOCKWASHER	M10 DIN 127	1
19	31789	WASHER	M10 DIN 125	1
20- 1	32162	BRACKET	SEA WATER PUMP-SHEET METAL TC 2/1/84	1
20- 2	33470	BRACKET	SEA WATER PUMP-CAST-FROM 2/1/84	1
21	31765	WASHER	FLAT 3/8	4
22	31607	CAPSCREW	3/8NC X 1-1/2	2
23	31759	WASHER	FLAT 5/16	2
24	31758	LOCKWASHER	5/16	2
25	31760	NUT	5/16NF	2
26	12502	STUD	3/8NF X 1-11/16	1
27- 1	31776	LOCKWASHER	1/2 51 & 120 AMP ALTERNATOR	1
27- 2	31764	LOCKWASHER	3/8 90 AMP ALTERNATOR	1
28- 1	30170	CAPSCREW	1/2NC X 5-1/4 51 AMP ALTERNATOR	1
28- 2	31622	CAPSCREW	3/8NC X 5-1/4 90 AMP ALTERNATOR	1
29- 1	30182	SPACER	51 AMP ALTERNATOR	1
29- 2	31169	SPACER	90 AMP ALTERNATOR	1
30- 1	24684	ALTERNATOR	51 AMP 12 VDC WITH REGULATOR	1
30- 2	24579	REGULATOR		1
30- 3	24580	GASKET	REGULATOR TO ALTERNATOR	1
30- 4	30735	ALTERNATOR	90 AMP 12VDC WITH REGULATOR	1
30- 5	31201	DIAGRAM	WIRING 90 AMP ALTERNATOR	1
31	31554	CAPSCREW	5/16NC X 7/8	1
32	31758	LOCKWASHER	5/16	1
33	33381	WASHER	ADJUSTING STRAP	1
34	33064	STRAP	ALTERNATOR ADJUSTING	1
35	31759	WASHER	5/16	1
36	31758	LOCKWASHER	5/16	1
37	31578	CAPSCREW	5/16NF X 3/4	1

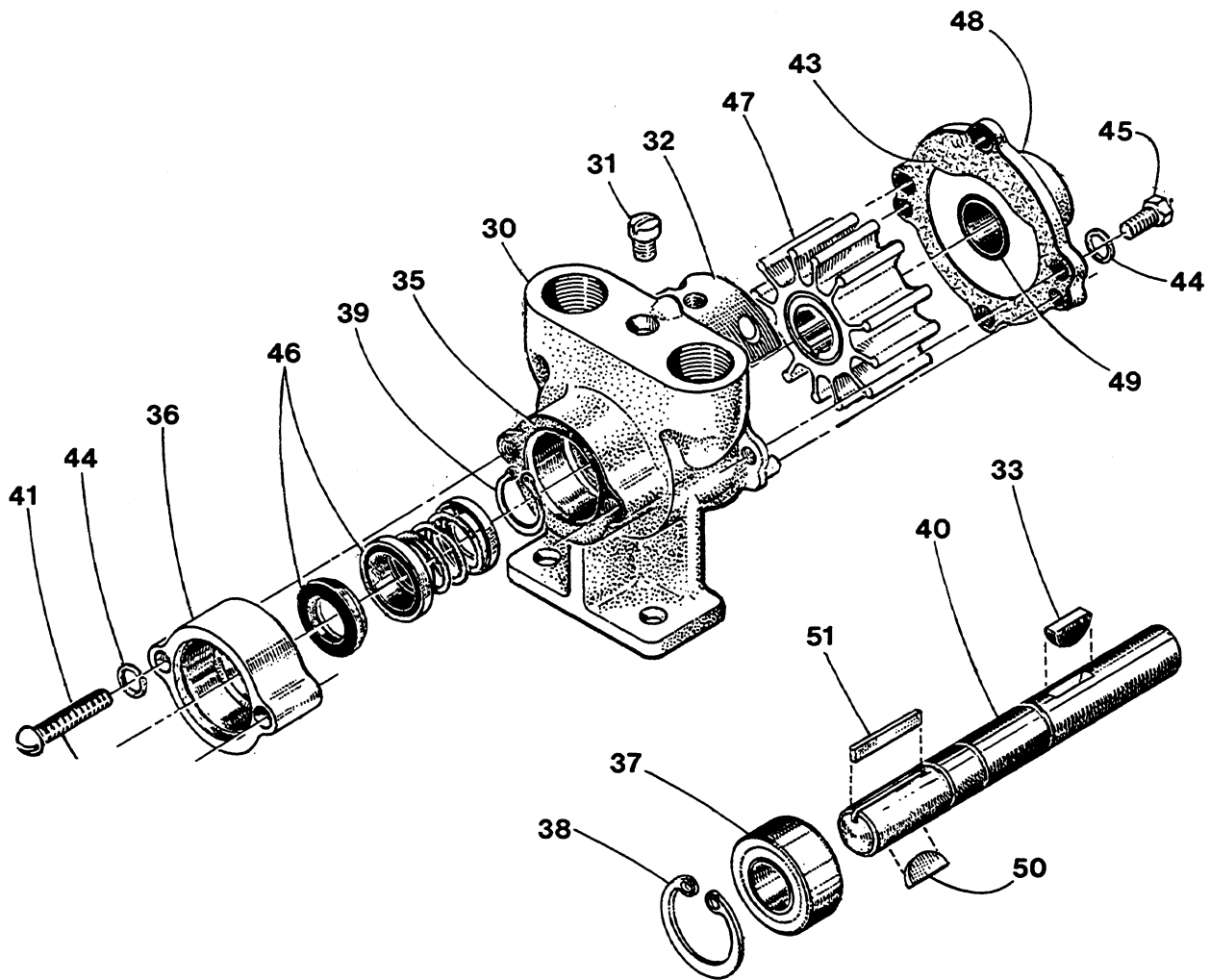


WESTERBEKE 100 - SEA WATER SYSTEM AND ALTERNATOR

WESTERBEKE 100 - SEA WATER SYSTEM AND ALTERNATOR

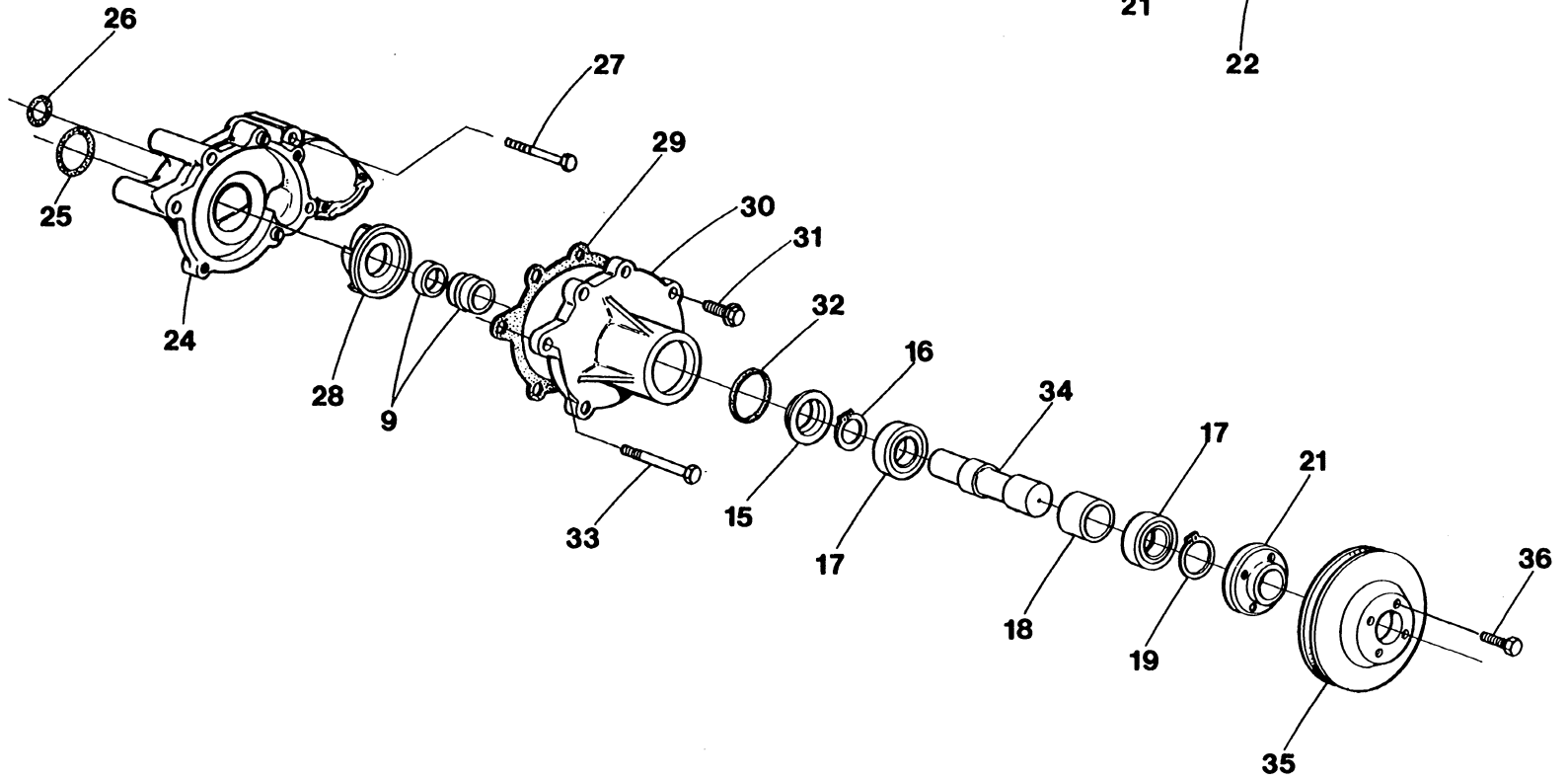
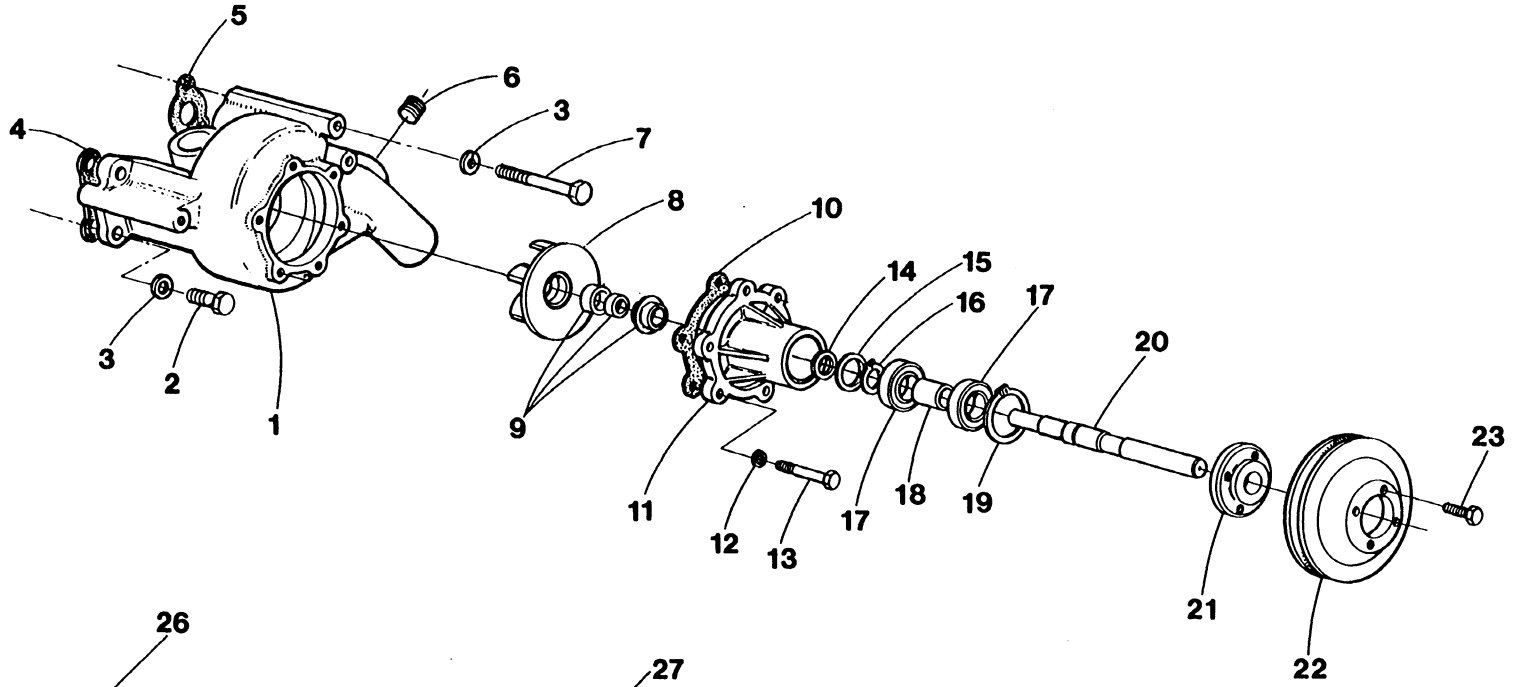
REF	PN	NAME	REMARKS	QUAN
38	32543	PULLEY	51 AMP ALTERNATOR	1
39	30168	SPACER	51 AMP ALTERNATOR	1
40	31588	CAPSCREW	5/16NF X 3	1
41- 1	32222	BRACKET	51 AMP ALTERNATOR	1
41- 2	32584	BRACKET	90 AMP ALTERNATOR	1
42	31759	WASHER	5/16	1
43	31592	CAPSCREW	5/16NF X 4	1
44	32544	BELT	ALTERNATOR AND FRESH WATER PUMP	1
45	13760	CLAMP	SUPPORT HOSE	1
46	31777	WASHER	FLAT 1/2	1
47	31776	LOCKWASHER	1/2	1
48	31730	CAPSCREW	1/2NF X 1	1
49	33565	SPACER	2IN LONG	1
50	33570	RCD	3/8NF X 3-7/8	1
51	31764	LOCKWASHER	3/8	2
52	31762	NUT	3/8NF	2

WESTERBEKE 70 - 100 - SEA WATER PUMP



WESTERBEKE 70 - 100 - SEA WATER PUMP

REF	PN	NAME	REMARKS	QUAN
20	11907	KIT	IMPELLER AND GASKET	1
21	33329	KIT	PUMP REPAIR	1
30- 1	11353	PUMP	COMPLETE	1
30- 2	18179	HOUSING	PUMP BODY	1
31	18151	SCREW	PUMP HOUSING TO CAM	1
32	18152	CAM		1
33	18148	KEY	IMPELLER TO SHAFT	1
34	19369	PLUG	DRAIN	1
35	18154	GASKET	BEARING TO PUMP HOUSINGS	1
36	18180	HOUSING	BEARING	1
37	18144	BEARING		1
38	18146	RING	RETAINING	1
39	18145	RING	RETAINING	3
40	18164	SHAFT		1
41	18147	SCREW	BEARING TO PUMP HOUSINGS	2
42	18142	DOWEL	COVER TO PUMP HOUSING	2
43	11419	GASKET	IMPELLER COVER	1
44	32183	LOCKWASHER		6
45	18143	CAPSCREW		4
46	14774	SEAL		1
47	11418	IMPELLER		1
48	18153	COVER	IMPELLER	1
49	18149	BUSHING	SHAFT END	1
50	22392	KEY	NO-ROCK-DRIVE PULLEY TO SHAFT	1

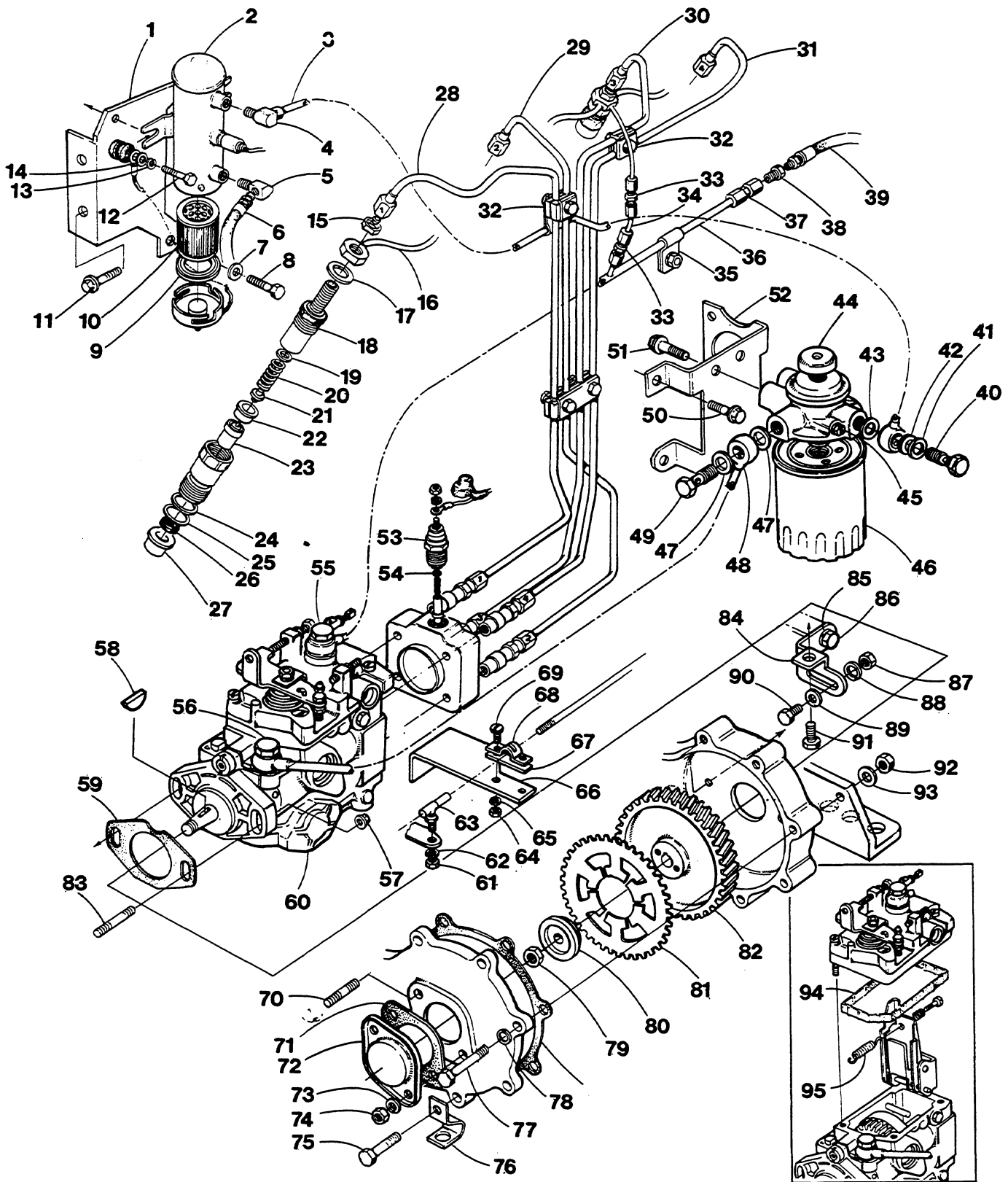


WESTERBEKE 79 - 100 - FRESH WATER PUMP

WESTERBEKE 70 - 100 - FRESH WATER PUMP

REF	PN	NAME	REMARKS	QUAN
1	32889	BODY	FRESH WATER PUMP-W100	1
2	31580	CAPSCREW	5/16NF X 1	2
3	31758	LOCKWASHER	5/16	4
4	32853	GASKET		1
5	32852	GASKET		1
6	11752	PLUG	1/2NPT SOCKET HEAD	1
7	31596	CAPSCREW	5/16NF X 5	2
8		IMPELLER	W100-SEE REF 11	
9	24480	SEAL		1
10	32855	GASKET	HOUSING TO BCDY-W100	1
11	32895	HOUSING	BEARING ASSEMBLY-W100	1
12	31752	LOCKWASHER	1/4	6
13	31526	CAPSCREW	1/4NF X 1/2	6
14	24481	SLINGER		1
15	24479	PLATE	DUST SEAL	1
16	24414	CIRCLIP		1
17	24568	BEARING		2
18	24477	SPACER	BEARING	1
19	24413	CIRCLIP		1
20		SHAFT	W100-SEE REF 11	1
21	32713	FLANGE	WATER PUMP PULLEY	1
22	32885	PULLEY	W100	1
22	33708	CAPSCREW	M8 X 10 JIS-FLANGE	4
24	32710	BODY	FRESH WATER PUMP-W70	1
25	32709	GASKET	PUMP TO BLOCK-LARGE-W70	1
26	32708	GASKET	PUMP TO BLOCK-SMALL-W70	1
27	33648	CAPSCREW	M8 X 55 JIS-FLANGE	1
28		IMPELLER	W70-SEE REF 30	1
29	32712	GASKET	HOUSING TO BODY-W70	1
30	32711	HOUSING	BEARING ASSEMBLY-W70	1
31	33642	CAPSCREW	M8 X 25 JIS-FLANGE	3
32		SLINGER	SEE REF 30	1
33	33709	CAPSCREW	M8 X 80 JIS-FLANGE	4
34		SHAFT	W70-SEE REF 30	1
35	31037	PULLEY	W70	1
36	33708	CAPSCREW	M8 X 10 JIS-FLANGE	4

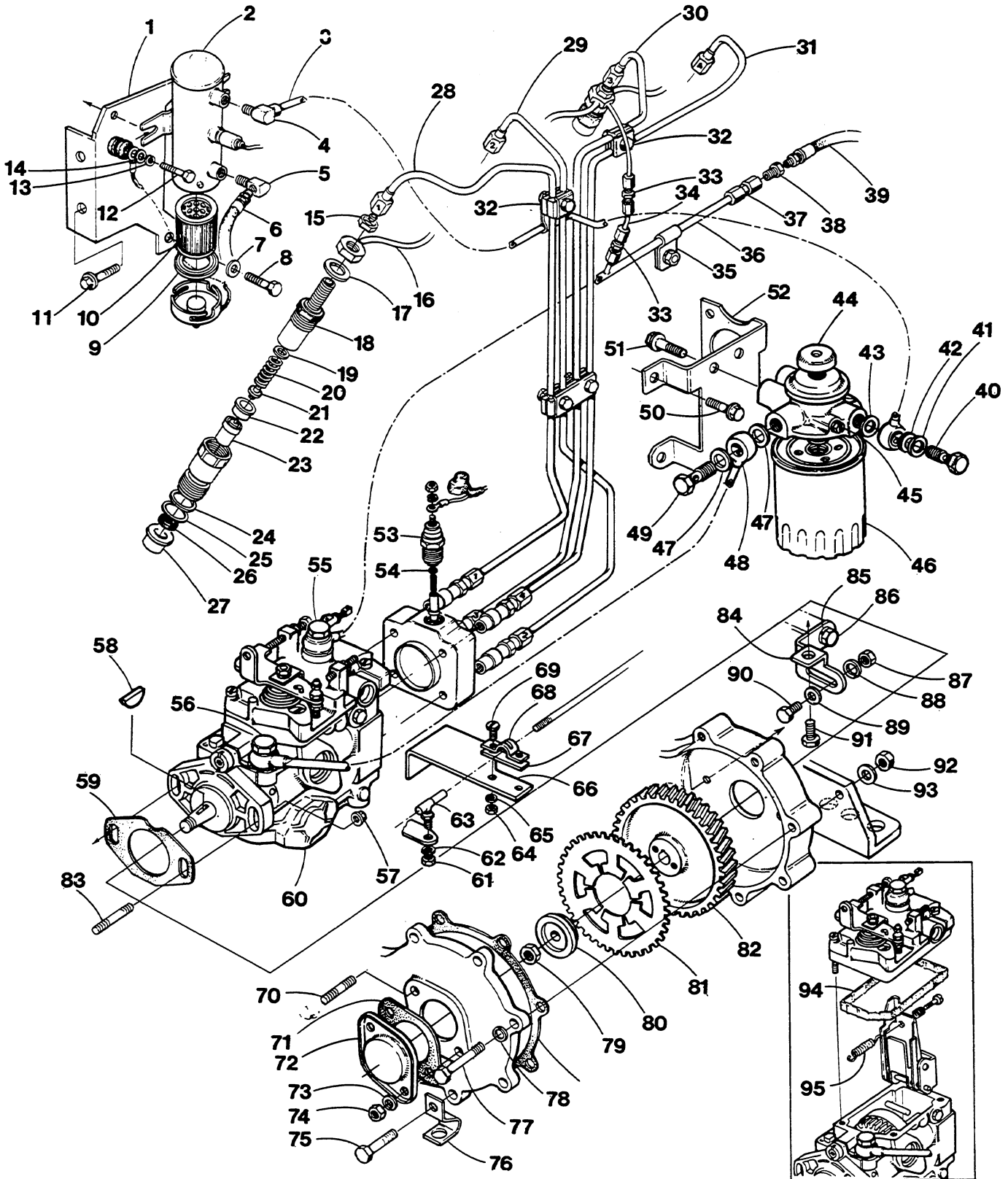
WESTERBEKE 70 - FUEL SYSTEM



WESTERBEKE 70 - FUEL SYSTEM

REF	PN	NAME	REMARKS	QUAN
1	33241	BRACKET	FUEL LIFT PUMP	1
2	24831	PUMP	ELECTRIC FUEL LIFT	1
3	33247	LINE	LIFT PUMP TO FILTER	1
4- 1	13329	ELBOW	INCLUDING COMPRESSION NUT AND FERRULE	1
4- 2	16676	NUT		1
4- 3	11597	FERRULE		1
5	13340	ELBOW	1/8NPT STREET	1
6	30025	HOSE	FUEL SUPPLY	1
7	31792	LOCKWASHER	M12 DIN 127	1
8	33347	CAPSCREW	M12 X 1.5 X 25 DIN 961	1
9	33484	GASKET	LIFT PUMP COVER	1
10	30548	ELEMENT	LIFT PUMP FILTER	1
11	33653	CAPSCREW	M10 X 1.25 X 95 JIS-FLANGE	2
12	31506	CAPSCREW	1/4NC X 1-1/4	2
13	31752	LOCKWASHER	1/4	2
14- 1	31753	WASHER	FLAT 1/4	2
14- 2	31750	NUT	1/4NC	2
15	31050	NUT	LINE TO INJECTOR	4
16	32688	LINE	INJECTOR RETURN	1
17	31021	GASKET	RETURN LINE TO INJECTOR	4
18- 1	32743	INJECTOR	ASSEMBLY	4
18- 2	32884	HOLDER	INJECTOR	4
19		SHIM	SEE REF 18	
20		SPRING	SEE REF 18	
21		PUSHROD	SEE REF 18	
22		SEAT	NOZZLE SPRING-SEE REF 18	
23	32744	NOZZLE		4
24	24454	WASHER	INJECTOR NOZZLE	4
25	14464	WASHER	INJECTOR	4
26	30970	WASHER		4
27	32871	SHIELD	HEAT	4
28	32688	LINE	INJECTOR 1	1
29	32689	LINE	INJECTOR 2	1
30	32690	LINE	INJECTOR 3	1
31	32691	LINE	INJECTOR 4	1
32- 1	24455	CLAMP		4
32- 2	24456	CHANNEL		4
32- 3	18248	CAPSCREW	M5 X 25 DIN 933	2
32- 4	18241	NUT	M5 DIN 934	2
33- 1	24600	UNION	COMPRESSION INCL NUT AND FERRULE	2
33- 2	13344	NUT		4
33- 3	13343	FERRULE		4
34	33059	LINE		1
35	32865	CLAMP	RETURN LINE	1
36	32746	LINE	RETURN	1
37- 1	24634	CONNECTOR	LINE TO FUEL HOSE	1
37- 2	33097	NUT		1
37- 3	33096	FERRULE		1

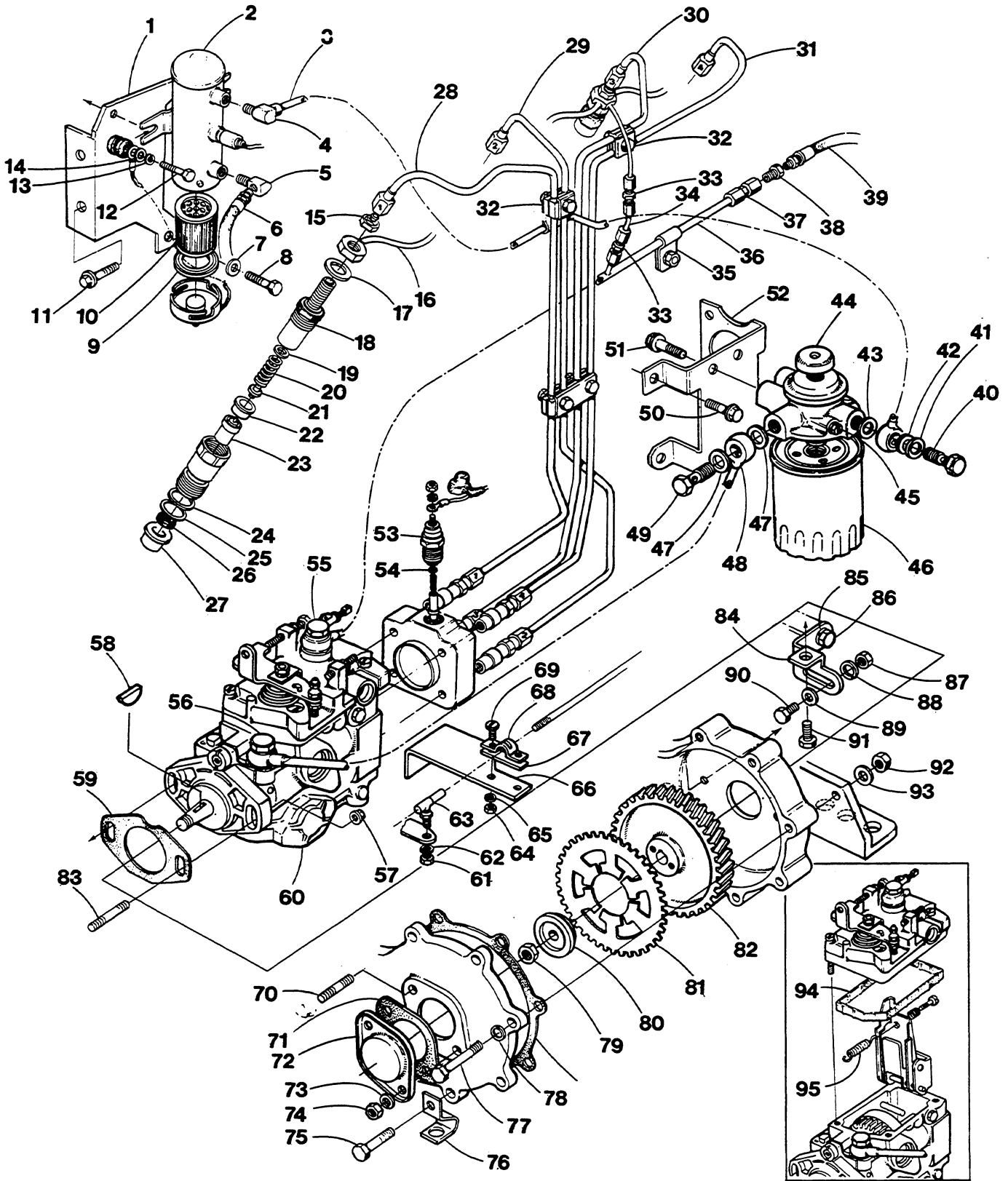
WESTERBEKE 70 - FUEL SYSTEM



WESTERBEKE 70 - FUEL SYSTEM

REF	PN	NAME	REMARKS	QUAN
38	15289	ADAPTER		1
39	20950	HOSE	FUEL RETURN	1
40- 1	30139	BOLT	BANJO	1
40- 2	30766	ADAPTER	FUEL SUPPLY IF NO LIFT PUMP	1
41	24972	WASHER	ALUMINUM	1
42	30291	WASHER	BANJO M14	1
43	30290	WASHER	BANJO M12	1
44	32696	FILTER	FUEL WITH PRIMING PUMP	1
45- 1	32868	BOLT	BLEED FILTER	1
45- 2	32869	WASHER	BLEED FILTER	1
46	24363	FILTER	FUEL	1
47	24498	WASHER	BANJO	2
48	32698	LINE	FILTER TO INJECTION PUMP	1
49	24506	BOLT	BANJO	1
50	33642	CAPSCREW	M8 X 25 JIS-FLANGE	2
51	24952	CAPSCREW	M10 X 1.25 X 25 DIN 961	2
52	32697	BRACKET	FUEL FILTER	1
53	24338	SOLENOID	FUEL SHUT OFF 12VDC	1
54	24339	C-RING	SOLENOID	1
55- 1	24501	BOLT	BANJO-RETURN	1
55- 2	24498	WASHER	BANJO	2
56- 1	24506	BOLT	BANJO-SUPPLY	1
56- 2	24498	WASHER	BANJO	2
57	33668	NUT	M8 JIS-FLANGE	2
58	32904	KEY	WOODRUFF	1
59	24461	GASKET	INJECTION PUMP TO TIMING CASE	1
60- 1	32748	PUMP	FUEL INJECTION-PROPULSION	1
60- 2	32729	PUMP	FUEL INJECTION-GENSET	1
61		NUT	10-32	1
62		LOCKWASHER	10	1
63	19364	BALL JOINT	THROTTLE CABLE	1
64		NUT	10-32	2
65		LOCKWASHER	10	2
66	32269	BRACKET	THROTTLE CABLE	1
67	13870	SHIM	THROTTLE CABLE	1
68	13325	CLAMP	THROTTLE CABLE	1
69		SCREW	10-32 X 5/8	2
70	33678	STUD	M8 X 12 DIN 939	2
71	24399	GASKET	INJECTION PUMP GEAR COVER	1
72	24398	COVER	INJECTION PUMP GEAR	1
73	31786	LOCKWASHER	M8 DIN 127	2
74	33668	NUT	M8 DIN 934-FLANGE	2
75	33643	CAPSCREW	M8 X 30 JIS-FLANGE	1
76	24922	BRACKET	SUMP DRAIN HOSE	1
77	32506	CAPSCREW	M8 X 60 DIN 933	1
78	31787	WASHER	M8 DIN 125	1
79	32692	NUT	INJECTION PUMP	1
80	32695	WASHER	INJECTION PUMP	1
81	31015	GEAR	FRICTION	1

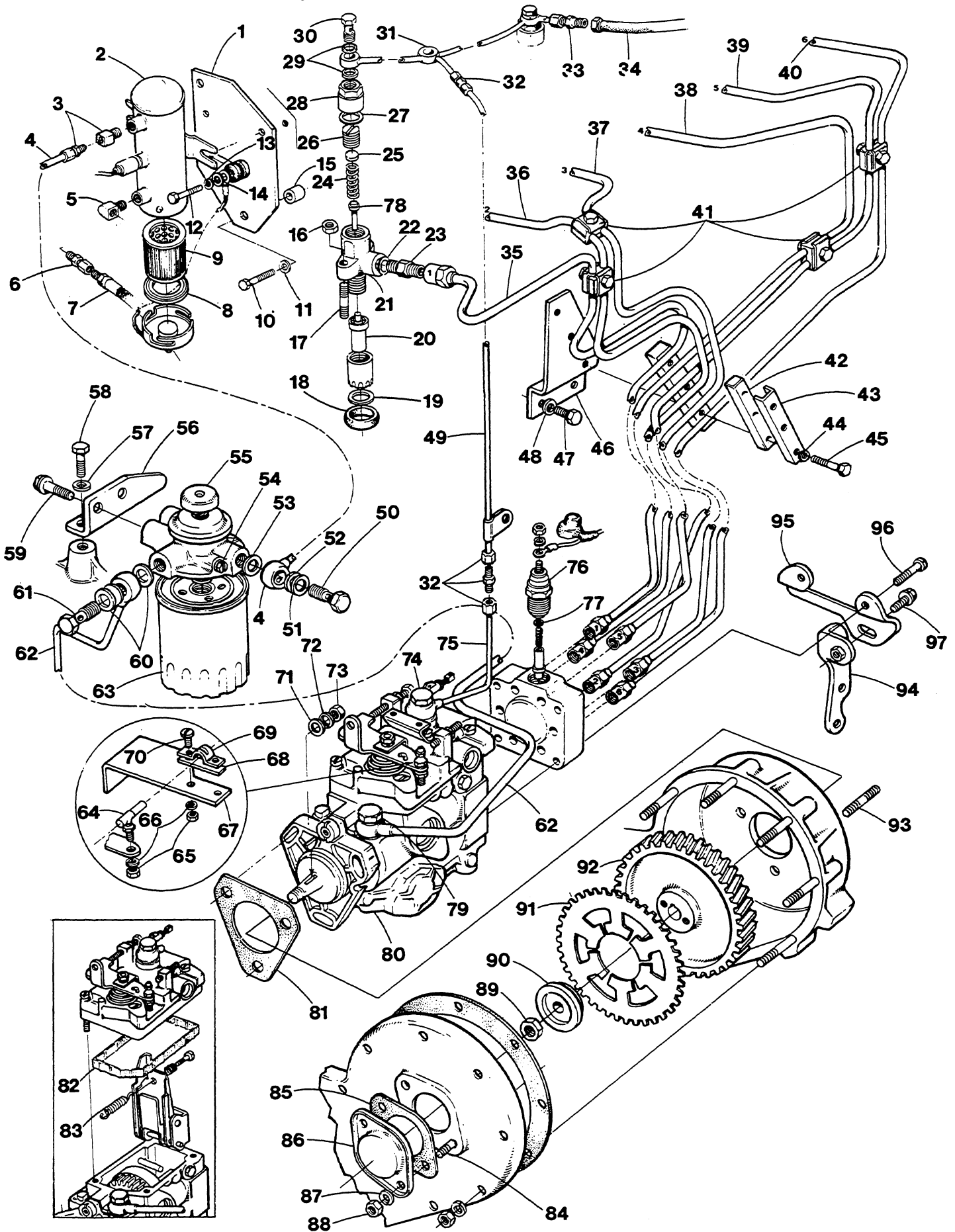
WESTERBEKE 70 - FUEL SYSTEM



WESTERBEKE 70 - FUEL SYSTEM

REF	PN	NAME	REMARKS	QUAN
82	32694	GEAR	INJECTION PUMP DRIVE	1
83	15830	STUD	M8 X 25 DIN 939	2
84	32693	BRACKET	INJECTION PUMP SUPPORT	1
85	33377	BRACKET	INJECTION PUMP SUPPORT TO BLOCCK	1
86	33622	CAPSCREW	M10 X 1.25 X 35 JIS-FLANGE	1
87	31762	NUT	3/8NC	1
88	31764	LOCKWASHER	3/8	1
89	31765	WASHER	FLAT 3/8	1
90	31605	CAPSCREW	3/8NC X 1	1
91	18813	CAPSCREW	M10 X 20 DIN 933	2
92	18242	NUT	M8 DIN 934	1
93	31786	LOCKWASHER	M8 DIN 127	1
94	24542	GASKET	PUMP GOVERNOR COVER	1
95- 1	32737	SPRING	GOVERNOR-PROPULSION	1
95- 2	32545	SPRING	GOVERNOR-GENSET	1

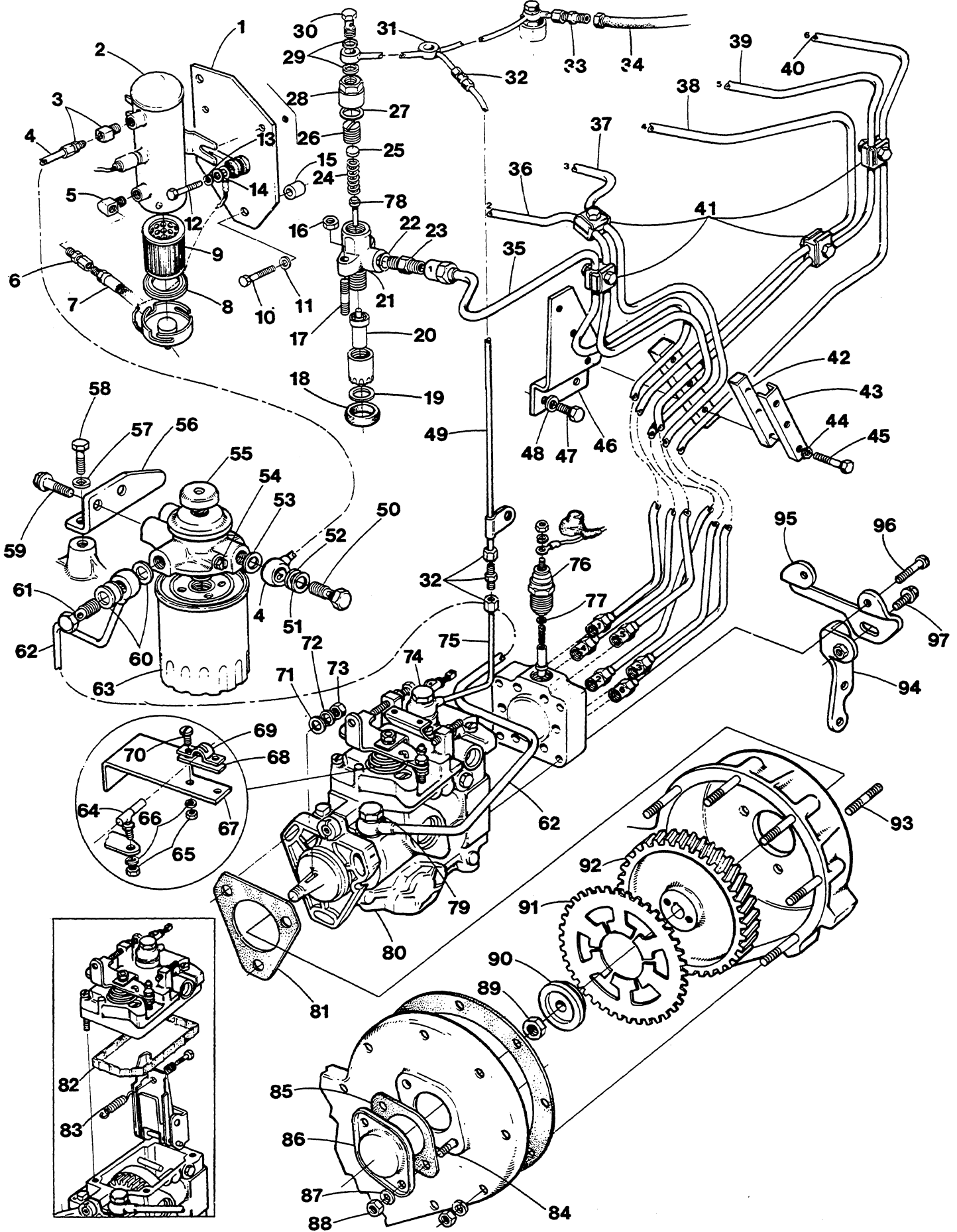
WESTERBEKE 100 - FUEL SYSTEM



WESTERBEKE 100 - FUEL SYSTEM

REF	PN	NAME	REMARKS	QUAN
1	33068	BRACKET	ELECTRIC FUEL LIFT PUMP	1
2	24831	PUMP	ELECTRIC FUEL LIFT-12VDC	1
3- 1	19449	CONNECTOR	INCLUDING COMPRESSION NUT AND FERRULE	1
3- 2	16676	NUT		1
3- 3	11597	FERRULE		1
4- 1	33221	LINE	LIFT PUMP TO FILTER	1
4- 2	32787	LINE	SUPPLY HOSE TO FILTER-NO LIFT PUMP	1
5	13340	ELBOW	1/8NPT STREET-90	1
6	15289	ADAPTER	HOSE TO 1/8NPT MALE	1
7	30025	HOSE	FUEL SUPPLY-INCL REF 6	1
8	33484	GASKET	LIFT PUMP COVER	1
9	30548	ELEMENT	LIFT PUMP FILTER	1
10- 1	31607	CAPSCREW	3/8NC X 1-1/2 PROPULSION	2
10- 2	31606	CAPSCREW	3/8NC X 1-1/4 GENSET	2
11	31764	LOCKWASHER	3/8	2
12	31530	CAPSCREW	1/4NF X 1	2
13	31752	LOCKWASHER	1/4	2
14	31753	WASHER	FLAT 1/4	2
15	21722	SPACER		2
16	31760	NUT	5/16NF	12
17	32379	STUD	5/16NF X 1-5/8	12
18	24527	SEAL	DUST	6
19	24454	WASHER	NOZZLE	6
20	24565	NOZZLE	INJECTOR	6
21	24563	INJECTOR	ASSEMBLY INCL REF 20-28	6
22	24499	WASHER		6
23	24505	ADAPTER	CONNECT FUEL LINES TO INJECTORS	6
29	11943	WASHER	BANJO BOLT	12
30	24500	BOLT	BANJO-INJECTOR LEAK-OFF	6
31	32776	LINE	INJECTOR LEAK-OFF	1
32- 1	24600	UNION	COMPRESSION INCL NUT AND FERRULE	2
32- 2	13344	NUT		4
32- 3	13343	FERRULE		4
33- 1	24633	CONNECTOR	LINE TO FUEL HOSE	1
33- 2	16676	NUT		1
33- 3	11597	FERRULE		1
34	20950	HOSE	FUEL RETURN	1
35	32777	LINE	INJECTOR 1	1
36	32778	LINE	INJECTOR 2	1
37	32779	LINE	INJECTOR 3	1
38	32780	LINE	INJECTOR 4	1
39	32781	LINE	INJECTOR 5	1
40	32782	LINE	INJECTOR 6	1
41- 1	24455	CLAMP	FUEL LINE	8
41- 2	24456	CHANNEL	FUEL LINE CLAMP	8
41- 3		CAPSCREW	10-32 X 1	4
41- 4		LOCKWASHER	10	4
41- 5		NUT	10-32	4
42	32827	CLAMP	FUEL LINE	2
43	32828	CHANNEL	FUEL LINE CLAMP	2

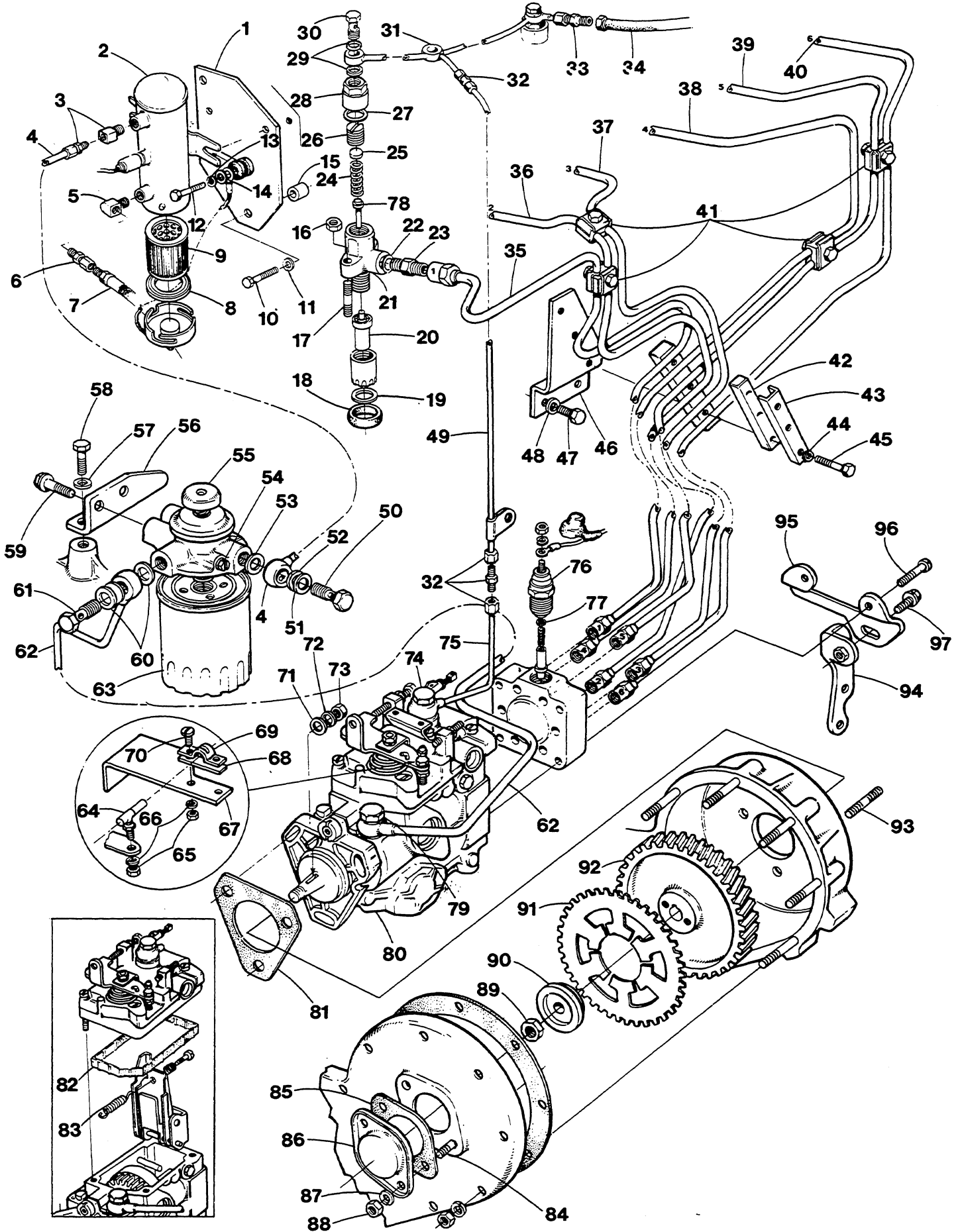
WESTERBEKE 100 - FUEL SYSTEM



WESTERBEKE 100 - FUEL SYSTEM

REF	PN	NAME	REMARKS	QUAN
44		LOCKWASHER	10	3
45		CAPSCREW	10-32 X 1	3
46	32829	BRACKET	FUEL LINE SUPPORT	1
47	31577	CAPSCREW	5/16NF X 5/8	2
48	31758	LOCKWASHER	5/16	2
49	33058	LINE		1
50- 1	30139	BOLT	BANJO-LINE 33221	1
50- 2	24506	BOLT	BANJO-LINE 32787	1
51	24972	WASHER	LINE 33221	1
52- 1	30291	WASHER	BANJO M14 LINE 33221	1
52- 2	24498	WASHER	BANJO M12 LINE 32787	1
53	30290	WASHER	BANJO M12	1
54- 1	32868	BOLT	BLEED FILTER	1
54- 2	32869	WASHER	BLEED FILTER	1
55	32696	FILTER	FUEL WITH PRIMING PUMP	1
56	32785	BRACKET	FUEL FILTER	1
57	31764	LOCKWASHER	3/8	2
58	31629	CAPSCREW	3/8NF X 7/8	2
59	24952	CAPSCREW	M10 X 1.25 X 25 DIN 961	2
60	24498	WASHER	BANJO	2
61	24506	BOLT	BANJO	1
62	32786	LINE	FUEL FILTER TO INJECTION PUMP	1
63	24363	FILTER	FUEL	1
64	19364	BALL JOINT	THROTTLE CABLE	1
65		NUT	10-32	3
66		LOCKWASHER	10	3
67	32268	BRACKET	THROTTLE CABLE	1
68	13870	SPIM	THROTTLE CABLE	1
69	13325	CLAMP	THROTTLE CABLE	1
70		SCREW	10-32 X 5/8	2
71	31759	WASHER	FLAT 5/16	3
72	31758	LOCKWASHER	5/16	3
73	31760	NUT	5/16NF	3
74- 1	24501	BOLT	BANJO	1
74- 2	24498	WASHER	BANJO BOLT	2
75	24502	LINE	INJECTION PUMP RETURN	1
76	24338	SOLENOID	FUEL SHUT-OFF 12VDC	1
77	24339	C-RING	SOLENOID	1
79- 1	32806	BOLT	BANJO	1
79- 2	24498	WASHER	BANJO BOLT	2
80- 1	32894	PUMP	FUEL INJECTION-PROPULSION	1
80- 2	32808	PUMP	FUEL INJECTION-GENSET	1
81	32898	GASKET	FUEL INJECTION PUMP	1
82	24542	GASKET	PUMP GOVERNOR COVER	1
83- 1	32801	SPRING	GOVERNOR-PROPULSION	1
83- 2	32547	SPRING	GOVERNOR-GENSET	1
84	32381	STUD	5/16NF X 13/16	2

WESTERBEKE 100 - FUEL SYSTEM

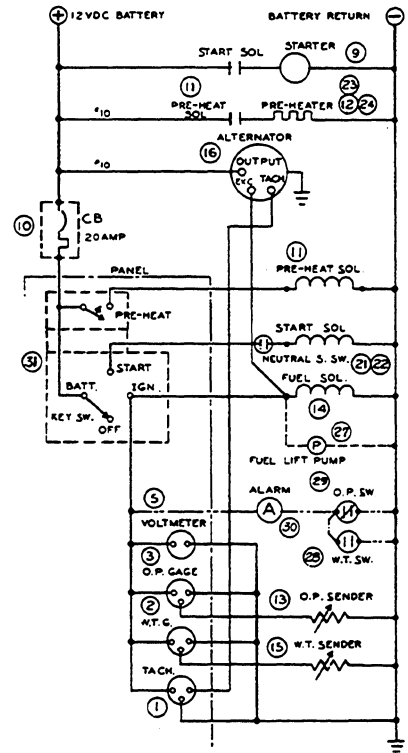


WESTERBEKE 100 - FUEL SYSTEM

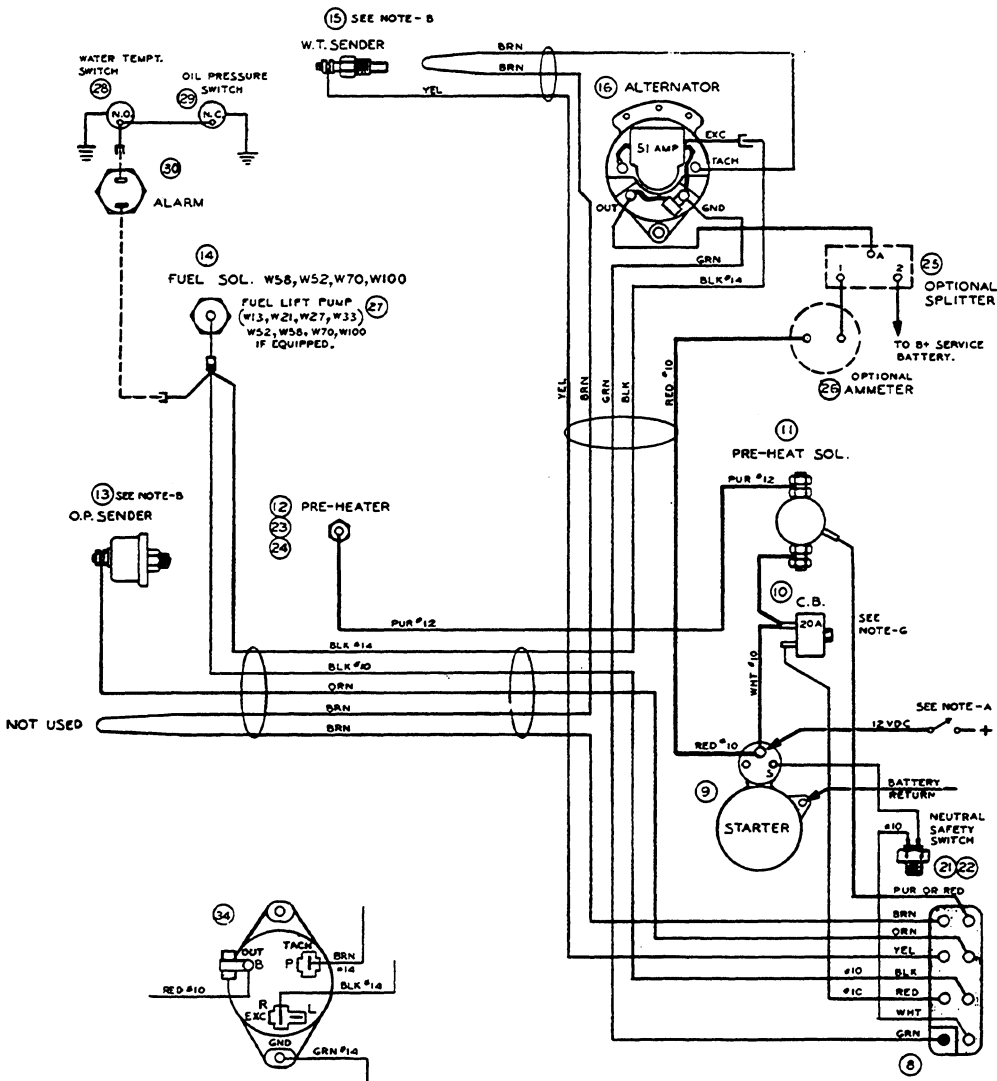
REF	PN	NAME	REMARKS	QUAN
85	24399	GASKET	INJECTION PUMP GEAR COVER	1
86	24398	COVER	INJECTION PUMP GEAR	1
87	31758	LOCKWASHER	5/16	2
88	31760	NUT	5/16NF	2
89	32692	NUT	INJECTION PUMP	1
90	32695	WASHER	INJECTION PUMP	1
91	32775	GEAR	FRICTION	1
92	32784	GEAR	INJECTION PUMP DRIVE	1
93	32379	STUD	5/16NF X 1-5/8	3
94	32783	BRACKET	INJECTION PUMP SUPPORT-LOWER	1
95	33711	BRACKET	INJECTION PUMP SUPPORT-UPPER	1
96	33710	SCREW	INJECTION PUMP SUPPORT-BRACKET	2
97	16789	CAPSCREW	M8 X 16 DIN 933	1

ELECTRICAL SYSTEM-MARINE ENGINE-ACTIVATION BY KEYSWITCH

SCHEMATIC DIAGRAM

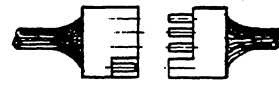
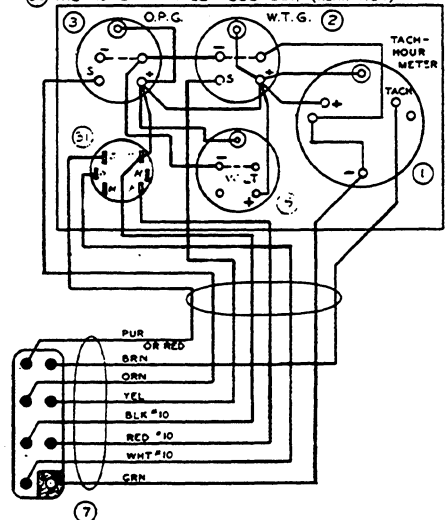


WIRING DIAGRAM



SERIES '15' ALTERNATOR
12VOLT 50AMP

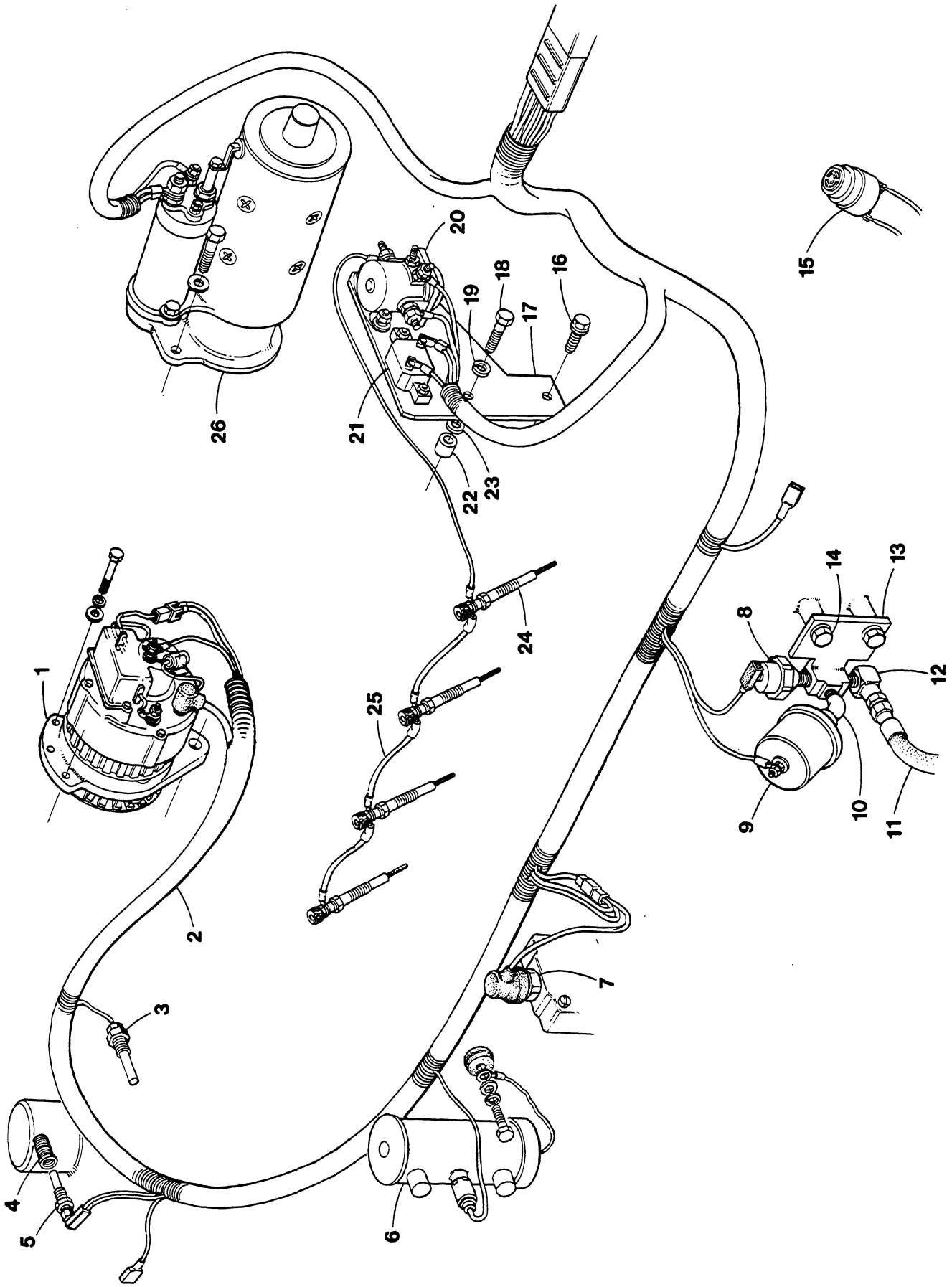
INSTRUMENT PANEL ASSEMBLY (REAR VIEW)



ELECTRICAL SYSTEM-MARINE ENGINE-ACTIVATION BY KEYSWITCH

REF	PN	NAME	REMARKS	GUAN
1	11917	METER	TACHOMETER-HOURMETER	1
2	11545	GAUGE	WATER TEMPERATURE	1
3	24133	GAUGE	OIL PRESSURE 0-100 PSI	1
5	23090	VOLTMETER	12VDC NEG GROUND	1
7	30148	CABLE	PANEL	1
8- 1	32534	HARNESS	ENGINE WIRING-W70	1
8- 2	32536	HARNESS	ENGINE WIRING-W100	1
9	31227	STARTER	12VDC	1
10	24683	BREAKER	CIRCUIT-20 AMP	1
11	24639	SOLENOID	PRE-HEAT	1
12- 1	24353	GLOWPLUG	12VDC-W70	4
12- 2	32699	GLOWPLUG	12VDC-W100	6
13	24132	SENDER	OIL PRESSURE 0-100 PSI	1
14	24338	SOLENOID	FUEL SHUT-OFF	1
15	23571	SENDER	WATER TEMPERATURE 1/8 NPT	1
16- 1	24684	ALTERNATOR	51AMP NEG GROUND WITH REGULATOR	1
16- 2	24579	REGULATOR	51 AMP	1
16- 3	24580	GASKET	ALTERNATOR TO REGULATOR	1
16- 4	11677	ALTERNATOR	120AMP-12VDC	1
16- 5	11682	REGULATOR	120AMP	1
16- 6	23088	CABLE	REGULATOR 11682	1
16- 7	11675	CABLE	ALTERNATOR TO REGULATOR	1
16- 8	11676	RESISTOR	75 OHM	1
16- 9	11231	DIAGRAM	WIRING 120AMP ALTERNATOR	1
16-10	23603	DIAGRAM	WIRING 120AMP REGULATOR	1
16-11	30735	ALTERNATOR	90AMP-12VDC WITH REGULATOR	1
16-12	31201	DIAGRAM	WIRING 90AMP ALTERNATOR	1
17	12959	KIT	ALTERNATOR MCD FOR ELEC TACHOMETER	1
18	11532	KIT	ALTERNATOR SUPPRESSION	1
21	23433	SWITCH	NEUTRAL SAFETY WARNER TRANSMISSION	1
25	20654	SPLITTER	ALTERNATOR OUTPUT-OPTIONAL	1
26	11581	AMMETER	60-0-60-OPTIONAL	1
27	24831	PUMP	ELECTRIC FUEL LIFT-12VDC	1
28	30125	SWITCH	WATER TEMPERATURE-NO-ALARM	1
29	30944	SWITCH	OIL PRESSURE-NC-ALARM	1
30	13355	ALARM	BUZZER	1
31	24777	KEYSWITCH	OFF-ON-START-PUSH TO PRE-HEAT	1
32	24880	PANEL	INSTRUMENT-COMPLETE	1
33	24751	PANEL	INSTRUMENT-PLATE ONLY	1
50	31086	BOOT	ALTERNATOR OUTPUT TERMINAL	1
51- 1	30065	CONDUIT	FLEX-GARD 0.35ID-INCHES REQD	AR
51- 2	30066	CONDUIT	FLEX-GARD 0.50ID-INCHES REQD	AR
51- 3	30067	CONDUIT	FLEX-GARD 0.75ID-INCHES REQD	AR

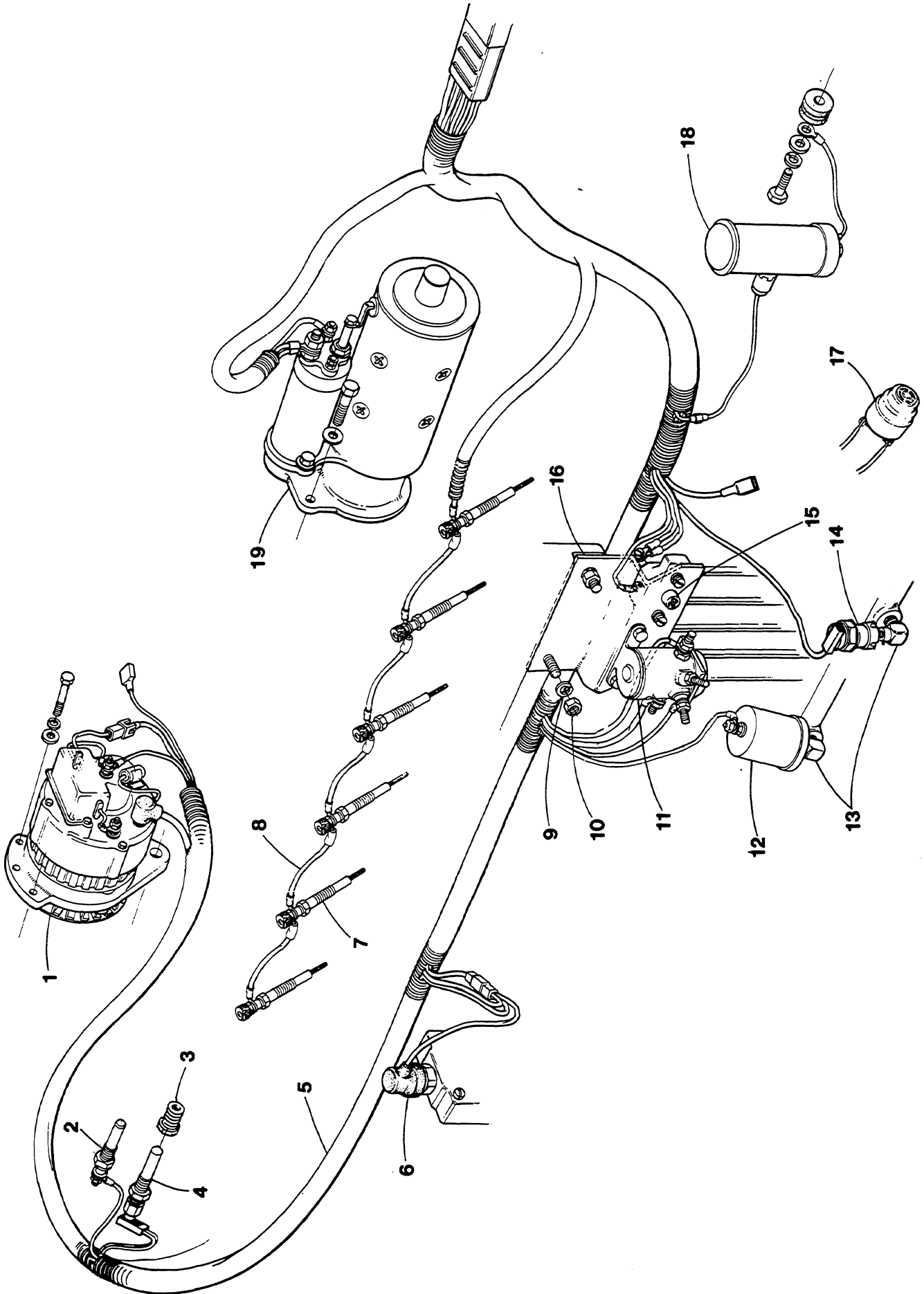
WESTERBEKE 70 - ELECTRICAL SYSTEM



WESTERBEKE 70 - ELECTRICAL SYSTEM

REF	PN	NAME	REMARKS	QUAN
1	24684	ALTERNATOR	51AMP-12VDC	1
2	32534	HARNESS		1
3	23571	SENDER	WATER TEMPERATURE	1
4	22131	BUSHING	1/4NPT TO 1/8NPT	1
5	30125	SWITCH	WATER TEMPERATURE-ALARM	1
6	24831	PUMP	ELECTRIC LIFT-12VDC	1
7	24338	SOLENOID	INJECTION PUMP FUEL SHUT OFF-12VDC	1
8	30944	SWITCH	OIL PRESSURE-ALARM	1
9	24132	SENDER	OIL PRESSURE 0-100PSI	1
10	15122	ELBOW	1/8NPT STREET-45	1
11	11981	HOSE	OIL	1
12	13340	ELBOW	1/8NPT STREET-90	1
13	32480	BRACKET	OIL PRESSURE SENDER AND SWITCH	1
14	24951	CAPSCREW	M10 X 1.25 X 20 DIN 961	2
15	13355	BUZZER	ALARM	1
16	33704	CAPSCREW	M10 X 1.25 X 16 JIS-FLANGE	1
17	32270	BRACKET	CIRCUIT BREAKER AND SOLENOID	1
18	30183	CAPSCREW	M10 X 1.25 X 30 JIS	1
19	19262	LOCKWASHER	M10 DIN 127	1
20	24639	SOLENOID	PRE-HEAT-12VDC	1
21	24683	BREAKER	CIRCUIT-20AMP	1
22	21722	SPACER		1
23	31789	WASHER	M10 DIN 125	1
24	24353	GLOWPLUG	12VDC	4
25	32366	WIRE	GLOWPLUG CONNECTING	1
26	31227	STARTER	12VDC	1

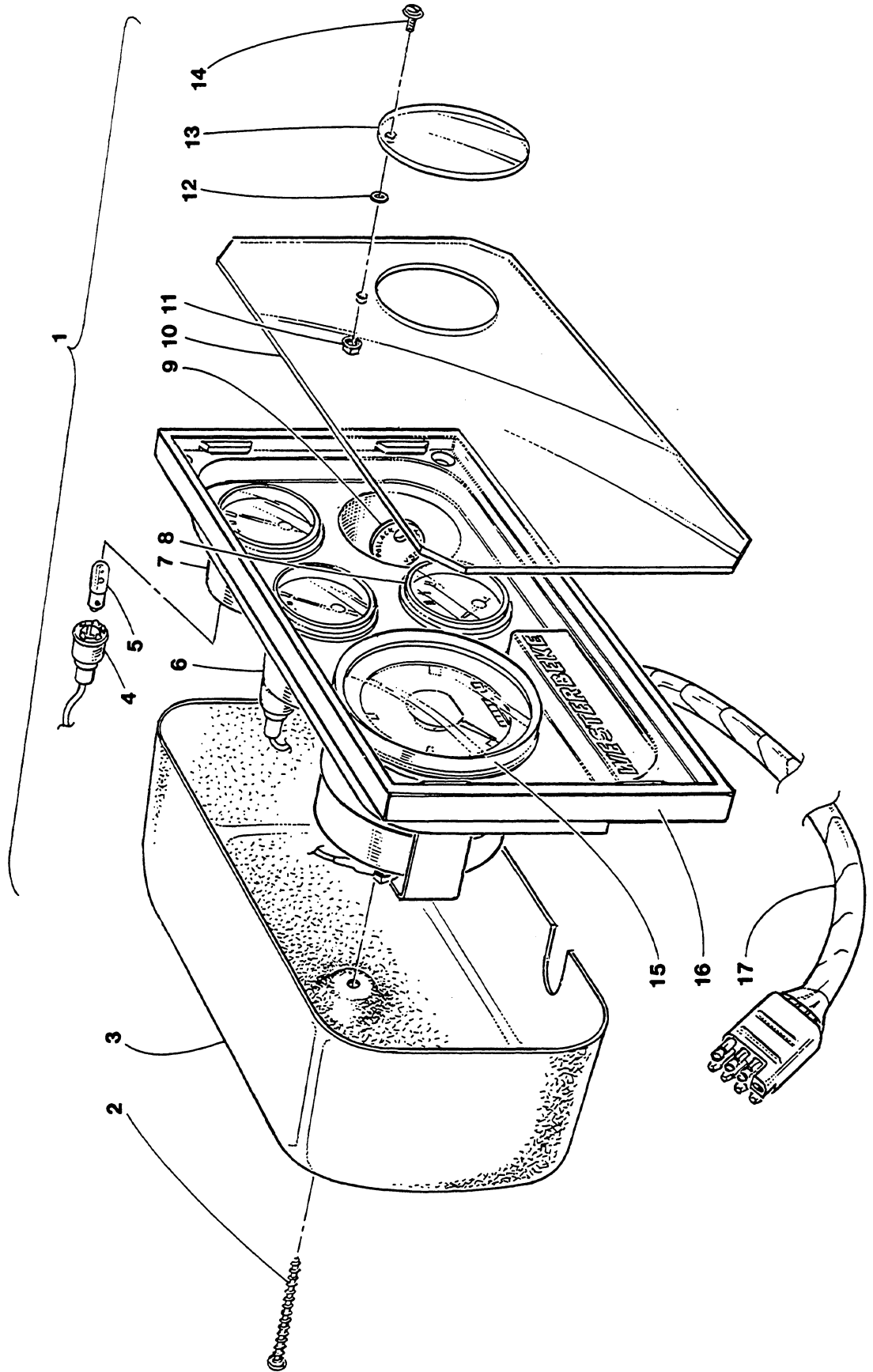
WESTERBEKE 100 - ELECTRICAL SYSTEM



WESTERBEKE 100 - ELECTRICAL SYSTEM

REF	PN	NAME	REMARKS	QUAN
1	24684	ALTERNATOR	51AMP 12VDC	1
2	23571	SENDER	WATER TEMPERATURE	1
3	22131	BUSHING	1/4NPT TO 1/8NPT	1
4	30125	SWITCH	WATER TEMPERATURE-ALARM	1
5	32536	HARNESS		1
6	24338	SOLENOID	INJECTION PUMP FUEL SHUT-OFF 12VDC	1
7	32899	GLOWPLUG	12VDC	6
8	32900	WIRE	GLOWPLUG CONNECTING	1
9	31758	LOCKWASHER	5/16	2
10	31760	NUT	5/16NF	2
11	24639	SOLENOID	PRE-HEAT 12VDC	1
12	24132	SENDER	OIL PRESSURE 0-100PSI	1
13	11984	ELBOW	1/8NPT STREET-90	2
14	30944	SWITCH	OIL PRESSURE-ALARM	1
15	24683	BREAKER	CIRCUIT-20AMP	1
16	30753	BRACKET	CIRCUIT BREAKER AND SOLENOID	1
17	13355	BUZZER	ALARM	1
18	24831	PUMP	ELECTRIC FUEL LIFT-12VDC	1
19	31227	STARTER	12VDC	1

WESTERBEKE MARINE INSTRUMENT PANEL



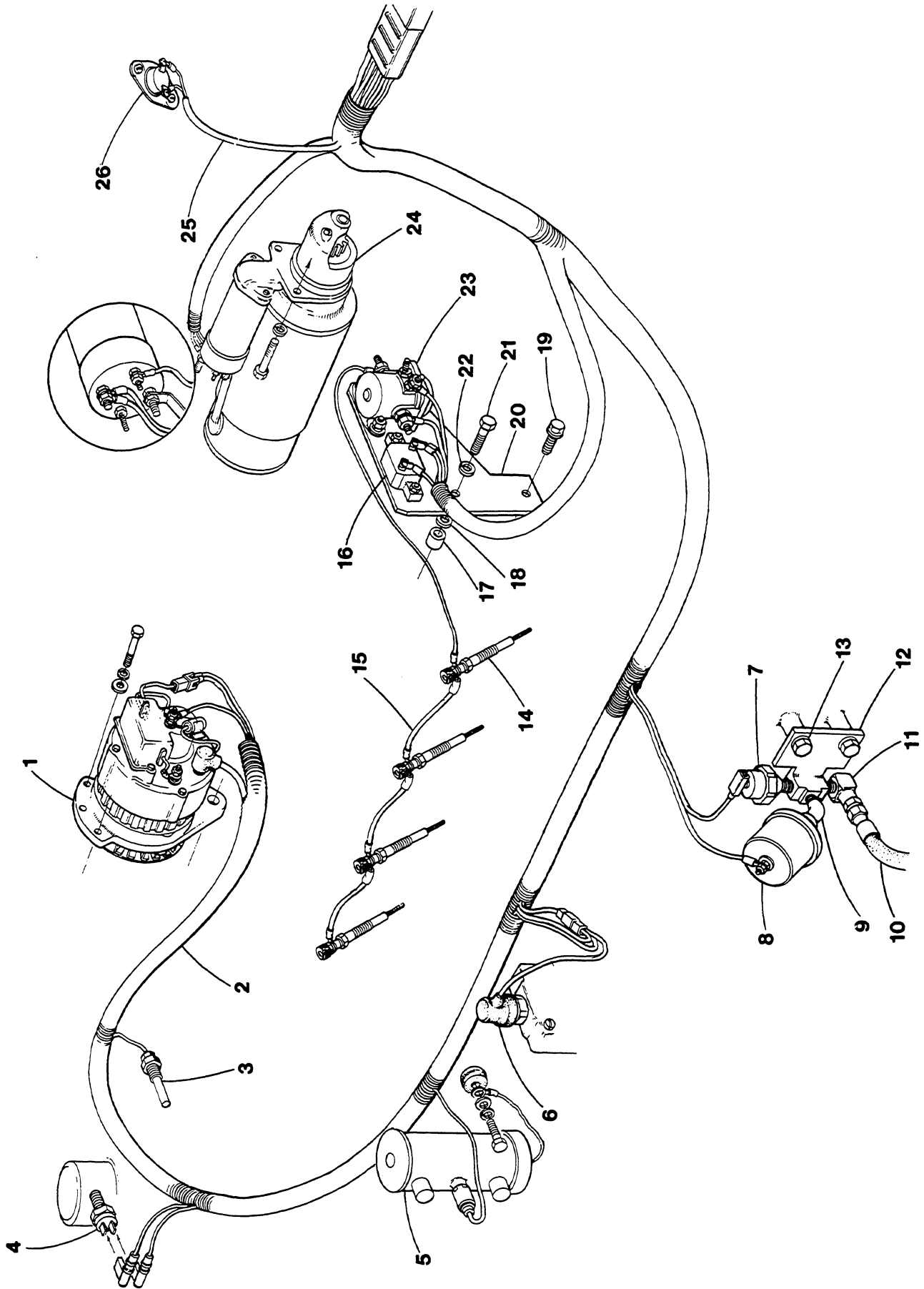
WESTERBEKE MARINE INSTRUMENT PANEL

REF	PN	NAME	REMARKS	QUAN
1	24880	PANEL	INSTRUMENT-ASSEMBLY	1
2	30913	SCREW		1
3	30119	COVER	PANEL REAR	1
4	24946	HOLDER	LAMP	4
5	24947	LAMP	INSTRUMENT METERS	4
6	11545	METER	WATER TEMPERATURE	1
7	24133	METER	OIL PRESSURE 0-100 PSI	1
8	23090	VOLTMETER	12 VDC NEG GROUND	1
9	24777	SWITCH	KEY	1
10	24994	COVER	FACEPLATE WINDOW	1
11	30003	NUT	NYLON LOCKING 6-32	1
12	30002	SPACER	NYLON	1
13	24996	WINDOW	KEYSWITCH COVER	1
14	30001	SCREW	NYLON 6-32 X 1/2 WASHER HEAD	1
15	11917	METER	TACHOMETER-HOUR	1
16	24751	PANEL	FACEPLATE	1
17	30148	CABLE	PANEL TO ENGINE	1
18	24999	DRAWING	TEMPLATE TO INSTALL PANEL	1

GENERATOR CONTROL-MANUAL START DISCONNECT-T066LE SWITCHES

REF	PN	NAME	REMARKS	QUAN
1	12892	METER	HOUR	1
2	11545	GAUGE	WATER TEMPERATURE	1
3	24133	GAUGE	OIL PRESSURE 0-100 PSI	1
4	24732	SWITCH	PRE-HEAT	1
5	23090	VOLTMETER	12VDC NEG GROUND	1
6	24732	SWITCH	START	1
7	30147	CABLE	PANEL	1
8- 1	32535	HARNESS	ENGINE-W70 25KW	1
8- 2	32537	HARNESS	ENGINE-W100 32KW	1
9- 1	23953	STARTER	12VDC-25KW	1
9- 2	31226	STARTER	12VDC-32KW	1
10	24683	BREAKER	CIRCUIT-20 AMP	1
11	24639	SOLENOID	PRE-HEAT	1
12- 1	24353	GLOWPLUG	12VDC-25KW	4
12- 2	32899	GLOWPLUG	12VDC-32KW	6
13	24132	SENDER	OIL PRESSURE 0-100 PSI	1
14	24338	SOLENOID	FUEL SHUT-OFF	1
15	23571	SENDER	WATER TEMPERATURE 1/8 NPT	1
16- 1	24684	ALTERNATOR	51 AMP NEG GROUND WITH REGULATOR	1
16- 2	24579	REGULATOR		1
16- 3	24580	GASKET	ALTERNATOR TO REGULATOR	1
17	12959	KIT	ALTERNATOR MOD FOR ELEC TACHMETER	1
18	11532	KIT	ALTERNATOR SUPPRESSION	1
19- 1	24873	PANEL	25KW-EXCLUDING REGULATOR	1
19- 2		PANEL	32KW-REFER TO CONTROL PANEL PAGE	1
20	24751	PANEL	PLATE ONLY	1
21	33348	SWITCH	OIL PRESSURE	1
22	24831	PUMP	ELECTRIC FUEL LIFT	1
23	32975	LED	REMOTE CONTROL PANEL	1
24- 1	13723	RESISTOR	REMOTE CONTROL PANEL	1
24- 2	13724	DIODE	REMOTE CONTROL PANEL	1
25	30096	SWITCH	WATER TEMPERATURE-NC	1
26	11581	AMMETER	60-0-60-OPTIONAL	1
27	24731	SWITCH	STOP	1
28- 1	24943	PANEL	REMOTE CONTROL-OPTIONAL	1
28- 2	32122	PLATE	REMOTE CONTROL PANEL	1
31	32923	SWITCH	EXHAUST TEMPERATURE	1
50	24968	CECAL	GENERATOR OPERATING INSTRUCTIONS	1
51	31086	BOOT	ALTERNATOR OUTPUT TERMINAL	1
52- 1	30065	CONDUIT	FLEX-GARD 0.35ID-INCHES REQD	AR
52- 2	30066	CONDUIT	FLEX-GARD 0.50ID-INCHES REQD	AR
52- 3	30067	CONDUIT	FLEX-GARD 0.75ID-INCHES REQD	AR

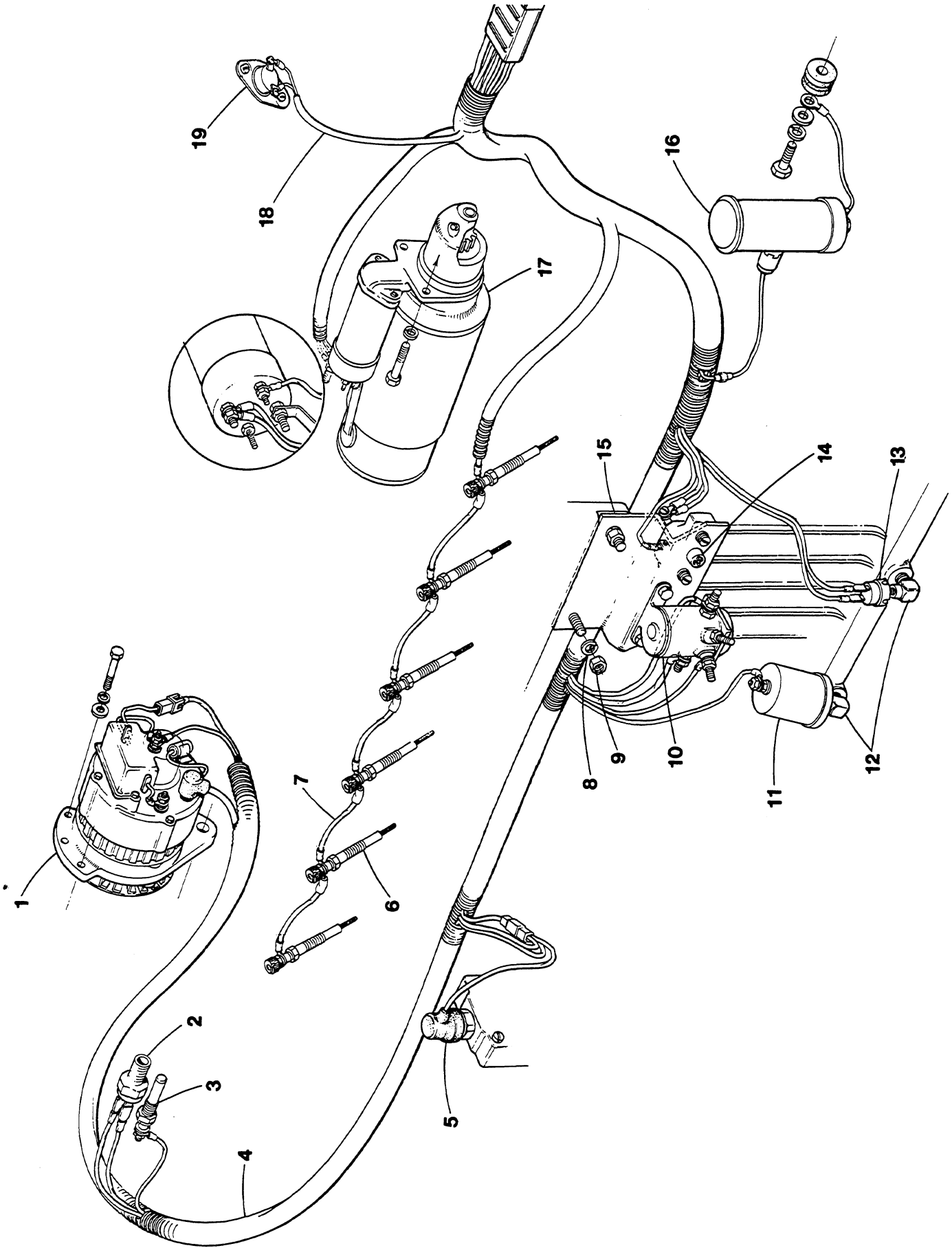
WESTERBEKE 25KW GENERATOR - ELECTRICAL SYSTEM



WESTERBEKE 25KW GENERATOR - ELECTRICAL SYSTEM

REF	PN	NAME	REMARKS	QUAN
1	24684	ALTERNATOR	51AMP-12VDC	1
2	32535	HARNESS		1
3	23571	SENDER	WATER TEMPERATURE	1
4	30096	SWITCH	WATER TEMPERATURE-SAFETY	1
5	24831	PUMP	ELECTRIC FUEL LIFT-12VDC	1
6	24338	SOLENOID	FUEL SHUT-OFF 12VDC	1
7	33348	SWITCH	OIL PRESSURE	1
8	24132	SENDER	OIL PRESSURE 0-100 PSI	1
9	15122	ELBOW	1/8NPT STREET 45	1
10	11981	HOSE	OIL	1
11	13340	ELBOW	1/8NPT STREET 90	1
12	32480	BRACKET	OIL PRESSURE SENDER AND SWITCH	1
13	24951	CAPSCREW	M10 X 1.2K X 20 DIN 961	2
14	24353	GLOWPLUG	12VDC	4
15	32366	WIRE	GLOWPLUG CONNECTING	1
16	24683	BREAKER	CIRCUIT-20AMP	1
17	21722	SPACER		1
18	31789	WASHER	M10 DIN 125	1
19	33704	CAPSCREW	M10 X 1.25 X 15 DIN 961	1
20	32270	BRACKET	CIRCUIT BREAKER AND SOLENOID	1
21	30183	CAPSCREW	M10 X 1.25 X 30 JIS	1
22	19262	LOCKWASHER	M10 DIN 127	1
23	24639	SOLENOID	PRE-HEAT 12VDC	1
24	23953	STARTER	12VDC	1
25	33213	TUBING	TEFLON-PROTECT WIRE-INCHES REQD	18
26	32923	SWITCH	EXHAUST TEMPERATURE-SAFETY	1

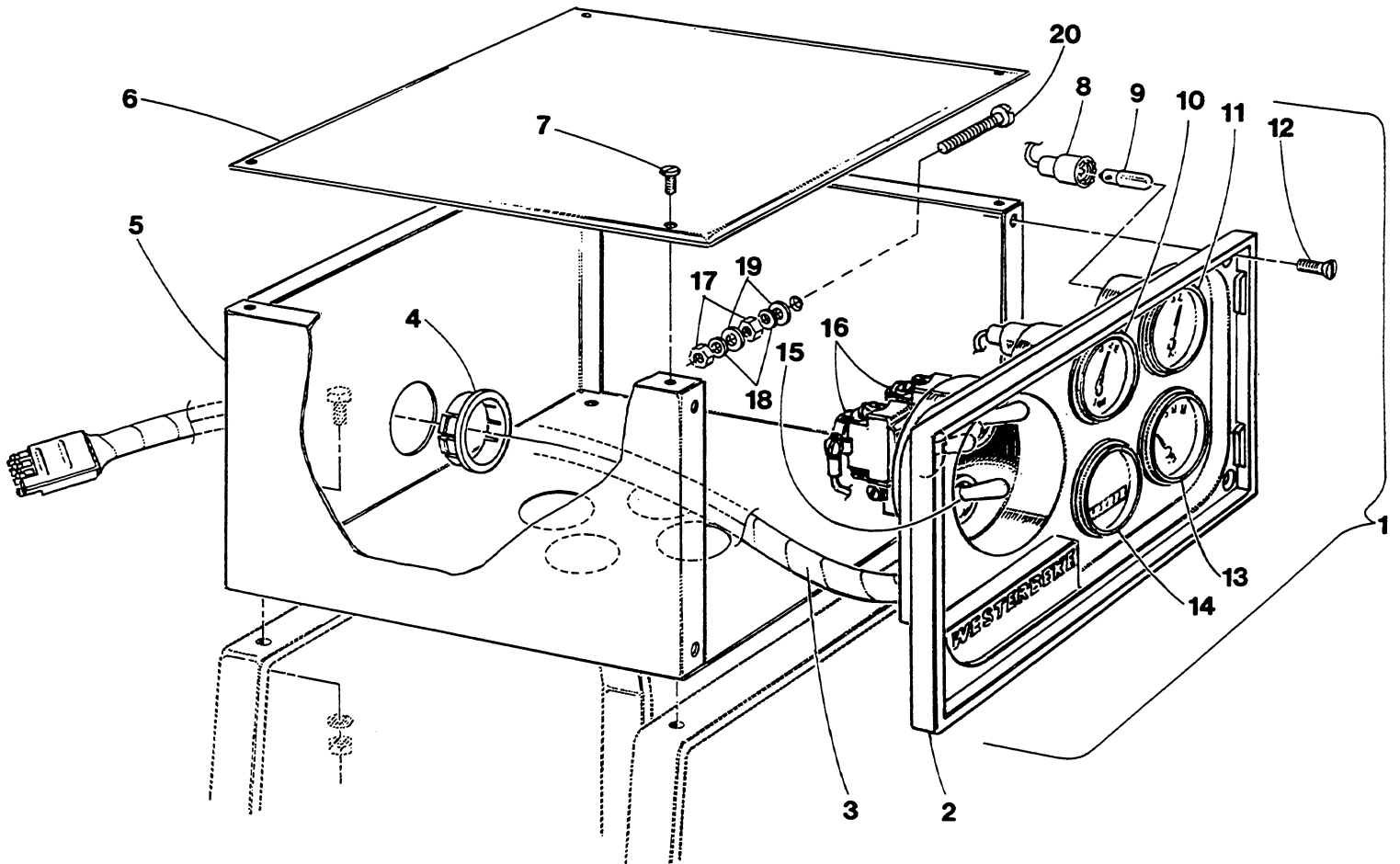
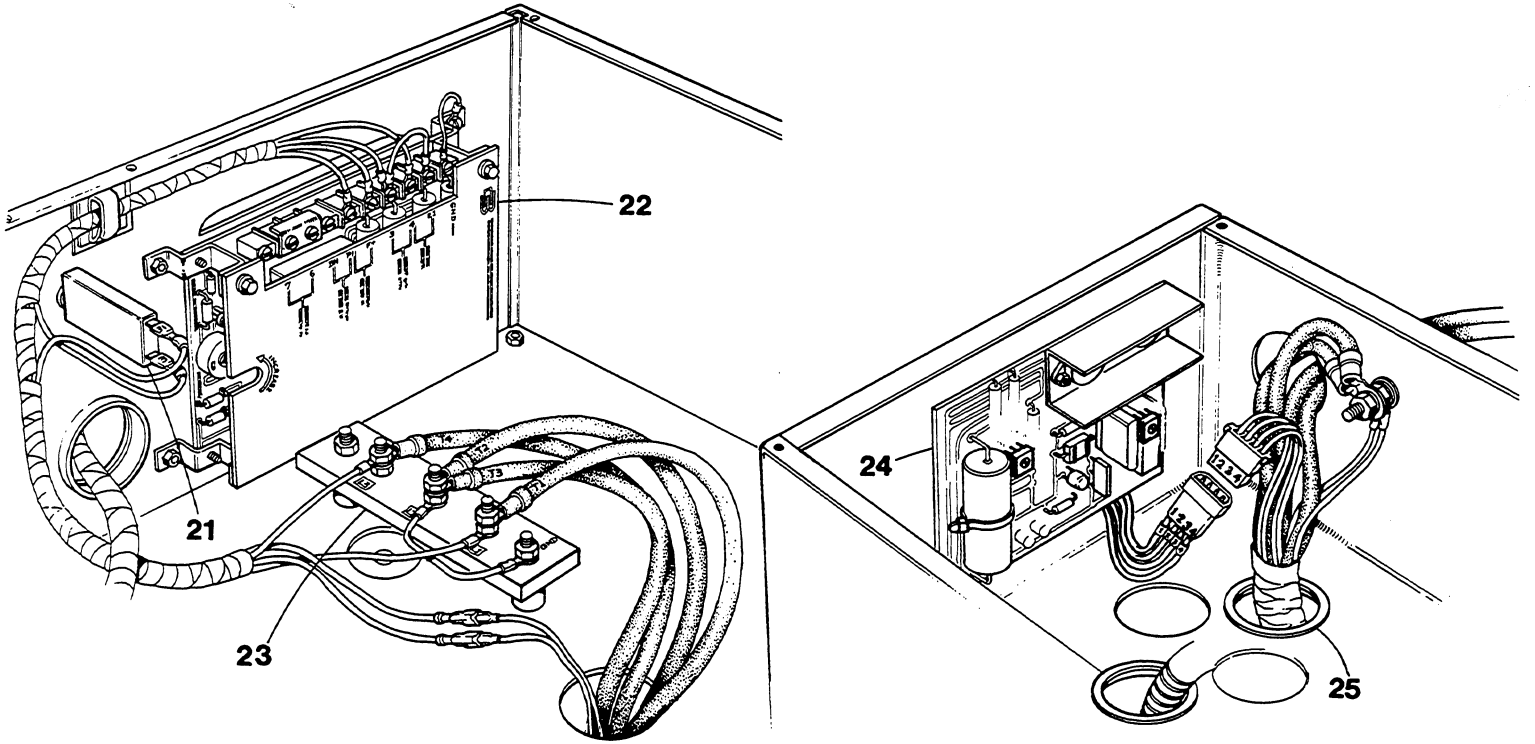
WESTERBEKE 32KW GENERATOR - ELECTRICAL SYSTEM



WESTERBEKE 32KW GENERATOR - ELECTRICAL SYSTEM

REF	PN	NAME	REMARKS	QUAN
1	24684	ALTERNATOR	51AMP 12VDC	1
2	30096	SWITCH	WATER TEMPERATURE-SAFETY	1
3	23571	SENDER	WATER TEMPERATURE	1
4	32537	HARNESS		1
5	24338	SOLENOID	FUEL SHUT-OFF 12VDC	1
6	32899	GLOWPLUG	12VDC	6
7	32900	WIRE	GLOWPLUG CONNECTING	1
8	31758	LOCKWASHER	5/16	2
9	31760	NUT	5/16NF	2
10	24639	SOLENOID	PRE-HEAT 12VDC	1
11	24132	SENDER	OIL PRESSURE 0-100PSI	1
12	11984	ELBOW	1/8NPT STREET-90	2
13	33348	SWITCH	OIL PRESSURE-SAFETY	1
14	24683	BREAKER	CIRCUIT-20AMP	1
15	30753	BRACKET	CIRCUIT BREAKER AND SOLENOID	1
16	24831	PUMP	ELECTRIC FUEL LIFT-12VDC	1
17	31226	STARTER	12VDC	1
18	33213	TUBING	TEFLON-PROTECT WIRE-INCHES REQD	18
19	32923	SWITCH	EXHAUST TEMPERATURE-SAFETY	1

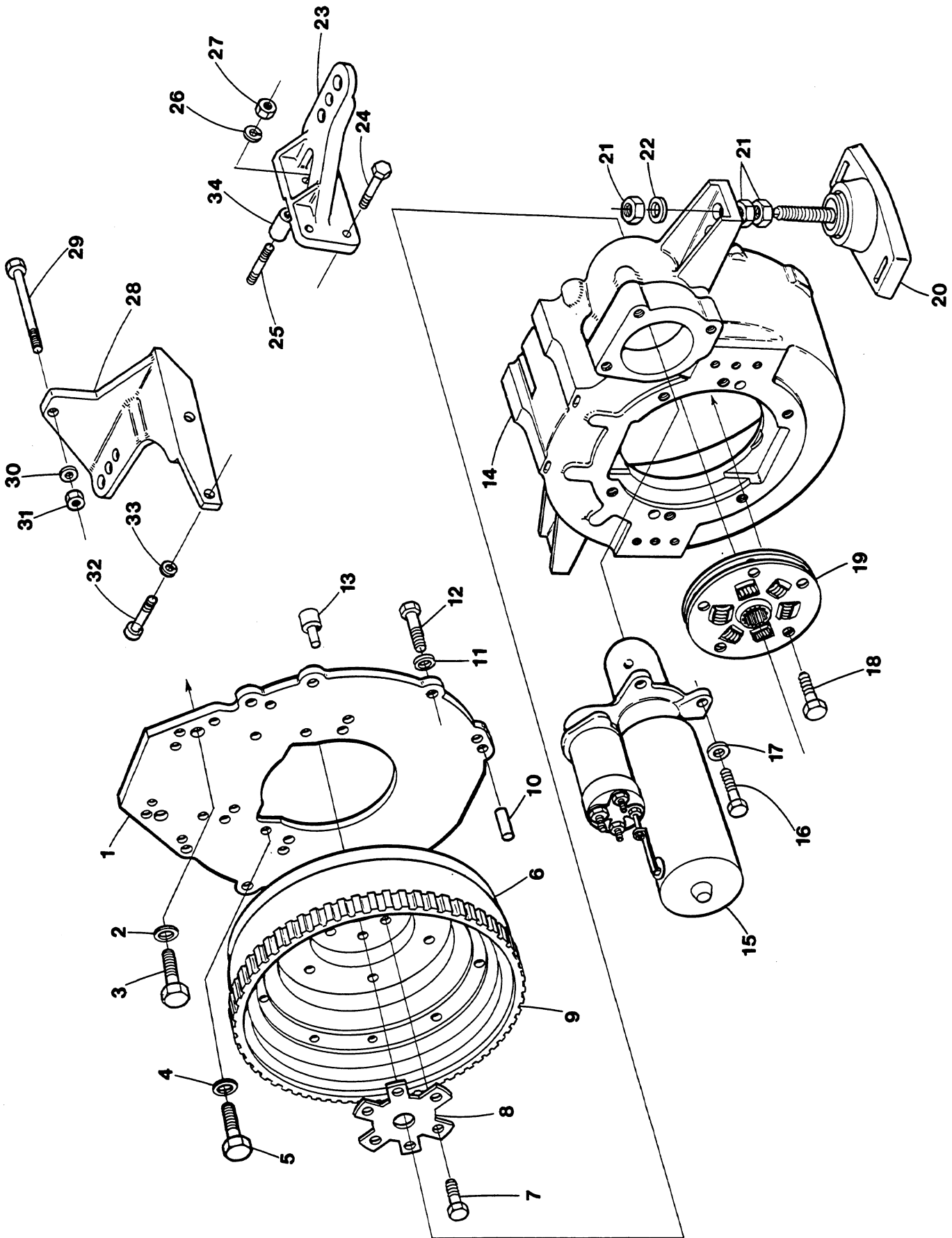
WESTERBEKE GENERATOR CONTROL PANEL



WESTERBEKE GENERATOR CONTROL PANEL

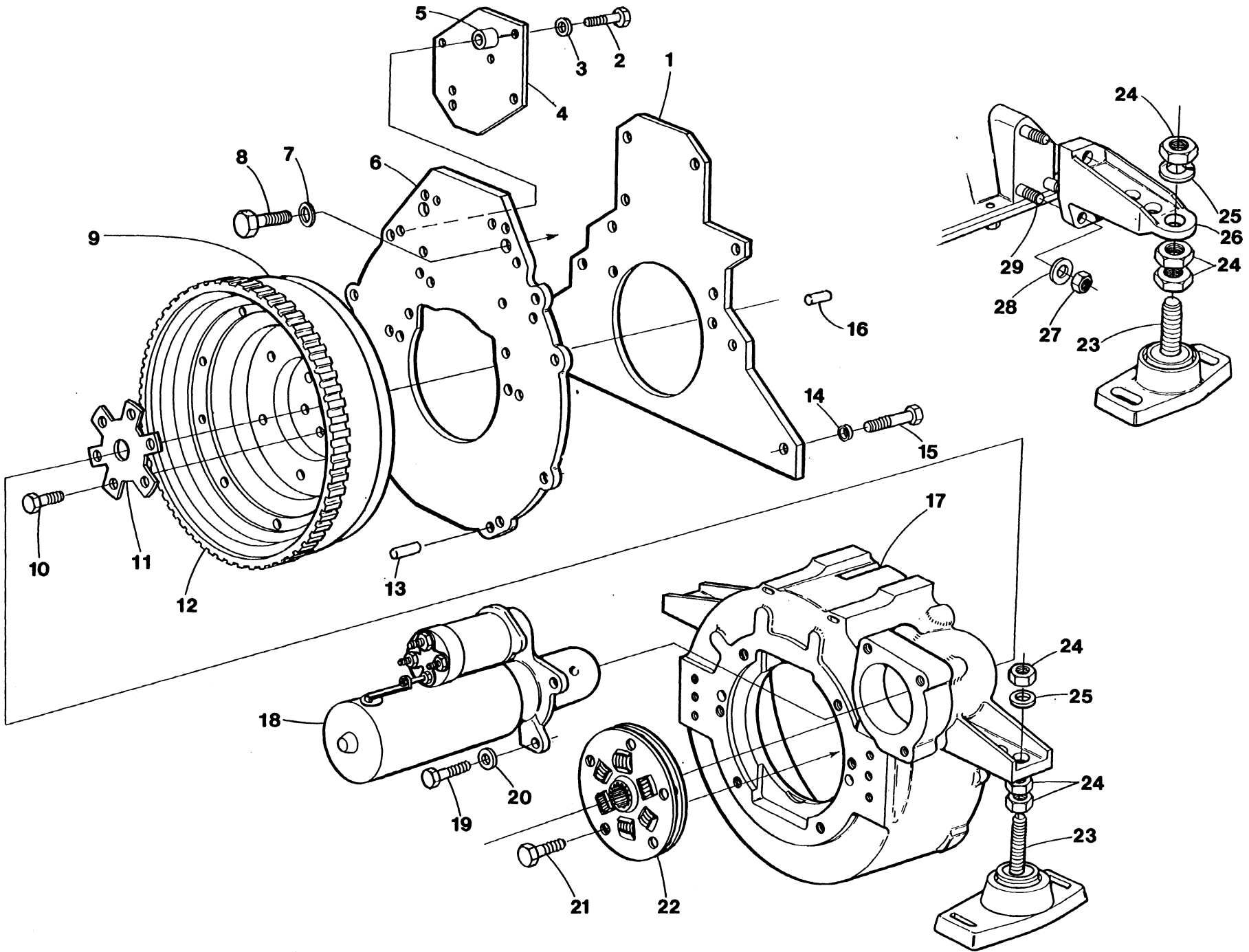
REF	PN	NAME	REMARKS	QUAN
1- 1	24873	PANEL	ASSY-EXCLUDING REGULATOR-25KW	1
1- 2	33401	PANEL	ASSY-EXCLUDING REGULATOR-32KW	1
2	24751	PANEL	FACEPLATE	1
3	30147	CABLE	PANEL TO ENGINE	1
4	23939	BUSHING	1-3/4 HOLE-SNAP-IN	3
5- 1	24794	BOX	PANEL-25KW	1
5- 2	32567	BOX	PANEL-32KW	1
6	24795	COVER	PANEL BOX 24794	1
7		SCREW	8-32 X 3/8 RH SS	4
8	24546	HOLDER	LAMP	3
9	24947	LAMP	INSTRUMENT METERS	3
10	11545	METER	WATER TEMPERATURE	1
11	24133	METER	OIL PRESSURE 0-100 PSI	1
12		SCREW	8-32 X 3/8 OVAL HD SS	4
13	23090	VOLTMETER	12 VDC NEG GROUND	1
14	12892	METER	HOUR	1
15	24731	SWITCH	STOP	1
16	24732	SWITCH	START-PREHEAT	2
17	32498	NUT	1/4NC BRASS	2
18	32493	LOCKWASHER	1/4 BRONZE	2
19	32499	WASHER	FLAT-BRASS 1/4	2
20	32500	SCREW	BRASS 1/4NC X 1-1/4	1
21	32419	BREAKER	CIRCUIT-32KW	1
22	32012	REGULATOR	32KW	1
23	30763	BLOCK	TERMINAL 32KW OUTPUT CONNECTIONS	1
24- 1	32409	REGULATOR	25KW 60HZ	1
24- 2	33460	REGULATOR	2KKW 50HZ	1
25- 1	11811	BUSHING	INSULATED-MALE 1-3/4 HOLE	1
25- 2	11821	BUSHING	INSULATED-FEMALE 1-3/4 HOLE	1
30	32031	COVER	PANEL BOX WHEN FACEPLATE REMOVED MOUNTED	1

WESTERBEKE 70 - BACK END AND MOUNTING SYSTEM



WESTERBEKE 70 - BACK END AND MOUNTING SYSTEM

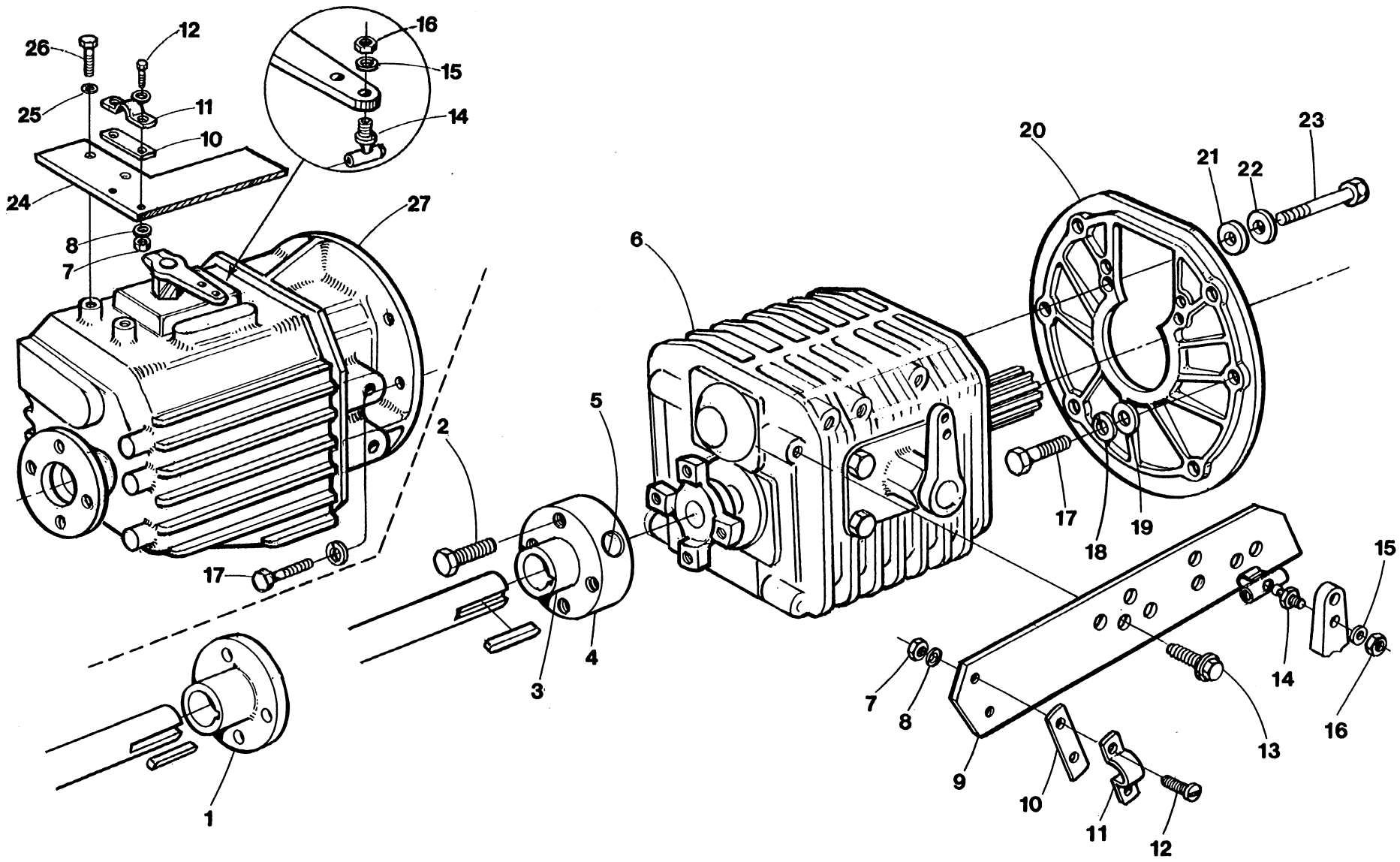
REF	PN	NAME	REMARKS	QUAN
1	23948	BACKPLATE		1
2	31797	LOCKWASHER	M14 DIN 127	2
3	31223	CAPSCREW	M14 X 1.5 X 30 DIN 961	2
4	19262	LOCKWASHER	M10 DIN 127	6
5	24952	CAPSCREW	M10 X 1.25 X 25 DIN 961	6
6	32261	FLYWHEEL	ASSEMBLY-INCL RING GEAR	1
7	31223	CAPSCREW	M14 X 1.5 X 30 DIN 961	6
8	31166	TABWASHER		1
9	23579	GEAR	RING	1
10	19039	DOWEL	3/8 X 3/4	2
11	31764	LOCKWASHER	3/8	6
12	31605	CAPSCREW	3/8NC X 1	6
13	31154	DOWEL	STEP-BLOCK TO BACKPLATE	2
14	33385	HOUSING	FLYWHEEL	1
15	31227	STARTER	12VDC	1
16	31606	CAPSCREW	3/8NC X 1-1/4	3
17	31764	LOCKWASHER	3/8	3
18	24778	CAPSCREW	DAMPER TO FLYWHEEL	5
19	11618	DAMPER	HBW OR WARNER	1
20- 1	32618	ISOLATOR	3/4NF STUD	4
20- 2	33719	ISOLATOR	5/8NF STUD	4
21- 1	31829	NUT	3/4NF JAM	12
21- 2	31826	NUT	5/8NF JAM	12
22- 1	31830	LOCKWASHER	3/4	4
22- 2	31827	LOCKWASHER	5/8	4
23	32258	MOUNT	FRONT RIGHT	1
24	31083	CAPSCREW	M10 X 1.25 X 30 JIS	2
25	32916	STUD	M12 X 1.5 X 48	1
26	19262	LOCKWASHER	M12 DIN 127	1
27	31795	NUT	M12 X 1.5 DIN 934	1
28	32256	MOUNT	FRONT LEFT	1
29	32506	CAPSCREW	M8 X 60 DIN 933	1
30	31786	LOCKWASHER	M8 DIN 127	1
31	18242	NUT	M8 DIN 934	1
32	31083	CAPSCREW	M10 X 1.25 X 30 JIS	2
33	19262	LOCKWASHER	M10 DIN 127	2
34	16714	SPACER		1



WESTERBEKE 100 - BACK END AND MOUNTING SYSTEM

WESTERBEKE 100 - BACK END AND MOUNTING SYSTEM

REF	PN	NAME	REMARKS	QUAN
1	32158	SPACER	BACKPLATE TO BLOCK	1
2	31607	CAPSCREW	3/8NC X 1-1/2	2
3	31764	LOCKWASHER	3/8	2
4	33068	BRACKET	ELECTRIC LIFT PUMP	1
5	21722	SPACER		2
6	23948	BACKPLATE		1
7	31764	LOCKWASHER	3/8	8
8	31630	CAPSCREW	3/8NF X 1	8
9	24725	FLYWHEEL	ASSEMBLY-INCL RING GEAR	1
10	24411	BOLT	FLYWHEEL	6
11	31166	TABWASHER		1
12	23579	GEAR	RING	1
13	19039	DOWEL	3/8 X 3/4	2
14	31764	LOCKWASHER	3/8	6
15- 1	31605	CAPSCREW	3/8NC X 1	2
15- 2	31606	CAPSCREW	3/8NC X 1-1/4	4
16	11498	DOWEL	3/8 X 1	2
17	32629	FOCUSING	FLYWHEEL	1
18	31227	STARTER	12VDC	1
19	31606	CAPSCREW	3/8NC X 1-1/4	3
20	31764	LOCKWASHER	3/8	3
21	24778	CAPSCREW	DAMPER TO FLYWHEEL	5
22	11618	DAMPER	HBW OR WARNER	1
23	32618	ISOLATOR		4
24	31829	NUT	3/4NF JAM	12
25	31830	LOCKWASHER	3/4	4
26	32628	MOUNT	FRONT	2
27	31772	NUT	7/16NF	6
28	31770	LOCKWASHER	7/16	6
29	12503	STUD	7/16NF X 1-9/16	6

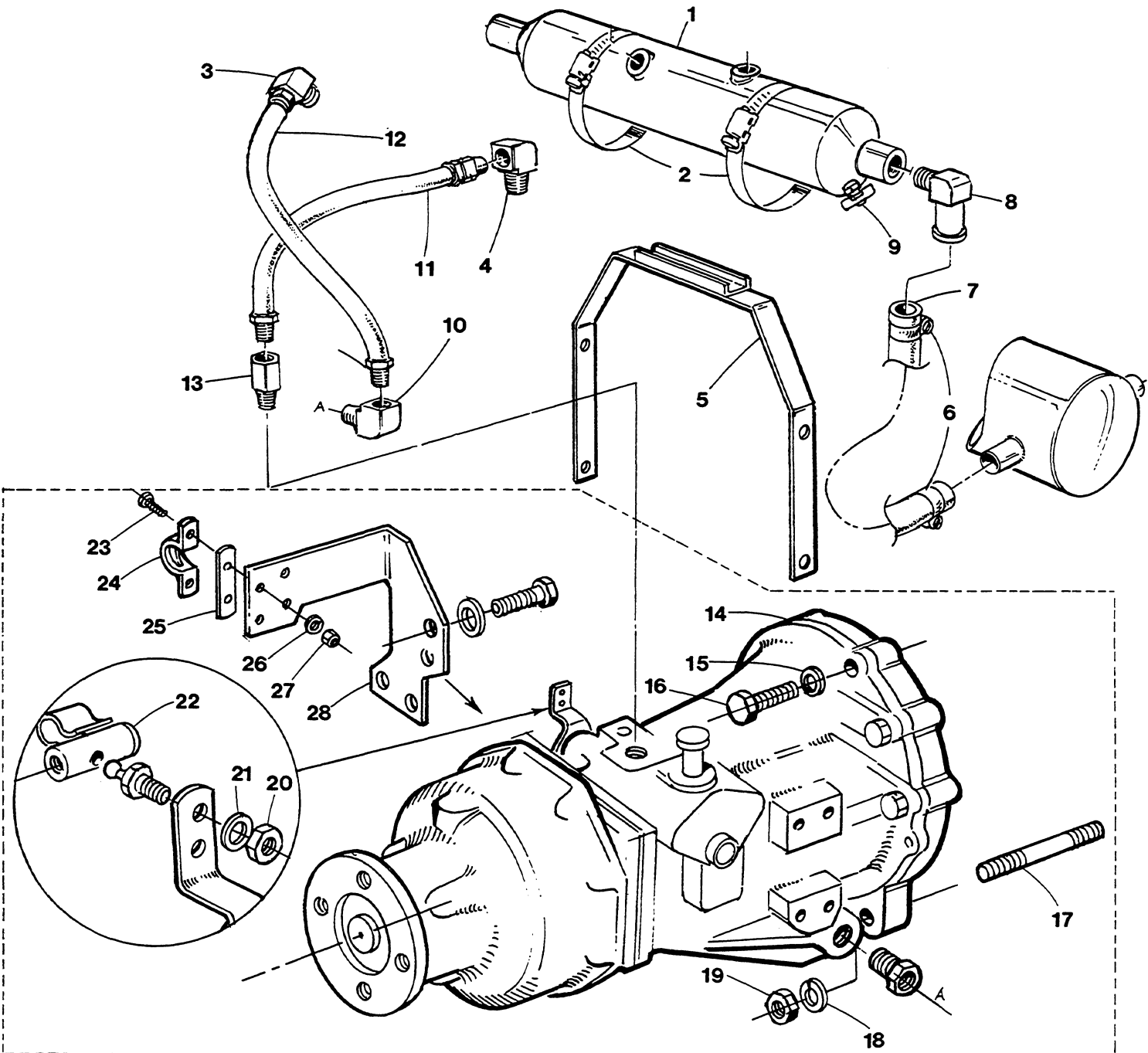


HESTERBEKE 70 - 100 - HBW TRANSMISSION

WESTERBEKE 70 - 100 - HBW TRANSMISSION

REF	PN	NAME	REMARKS	QUAN
1- 1	23679	COUPLING	4 IN DIA-BORE 0.75	1
1- 2	23680	COUPLING	4 IN DIA-BORE 0.875	1
1- 3	23681	COUPLING	4 IN DIA-BORE 1.0	1
1- 4	23682	COUPLING	4 IN DIA-BORE 1.125	1
1- 5	23683	COUPLING	4 IN DIA-BORE 1.25	1
1- 6	23684	COUPLING	4 IN DIA-BORE 1.375	1
1- 7	23685	COUPLING	4 IN DIA-BORE 1.5	1
1- 8	23686	COUPLING	5 IN DIA-BORE 1.0	1
1- 9	23687	COUPLING	5 IN DIA-BORE 1.125	1
1-10	23688	COUPLING	5 IN DIA-BORE 1.25	1
1-11	23689	COUPLING	5 IN DIA-BORE 1.375	1
1-12	23690	COUPLING	5 IN DIA-BORE 1.5	1
2- 1	33537	CAPSCREW	3/8NC X 1-1/8	4
2- 2	31764	LOCKWASHER	3/8	4
2- 3	31762	NUT	3/8NC	4
2- 4	31612	CAPSCREW	3/8NC X 2-3/4-FLEXIBLE COUPLING	4
3- 1	11878	FLB	4 IN FLEXIBLE COUPLING-BORE 0.875	1
3- 2	11879	FUB	4 IN FLEXIBLE COUPLING-BORE 1.0	1
3- 3	11880	FUB	4 IN FLEXIBLE COUPLING-BORE 1.125	1
3- 4	11881	FUB	4 IN FLEXIBLE COUPLING-BORE 1.25	1
3- 5	11882	FUB	4 IN FLEXIBLE COUPLING/BORE 1.375	1
3- 6	11883	FLB	4 IN FLEXIBLE COUPLING-BORE 1.5	1
4	11877	FLANGE	4 IN FLEXIBLE COUPLING	1
5	30854	PIN	SPIDER	4
6- 1	32564	FBW GEAR	MODEL 250 1.6 TC 1	1
6- 2	32565	HBW GEAR	MODEL 250 1.9 TO 1	1
6- 3	32566	HBW GEAR	MODEL 250 2.7 TC 1	1
7		NUT	10-32	2
8		LOCKWASHER	10	2
9- 1	32161	BRACKET	SHIFT CABLE-REAR ENTRY	1
9-12	30181	BRACKET	SHIFT CABLE-TOP ENTRY	1
10	13870	SHIM	CABLE CLAMP	1
11	13325	CLAMP	CABLE	1
12		SCREW	10-32 X 5/8	2
13- 1	20650	CAPSCREW	M 8 X 18 DIN 933	2
13- 2	31788	LOCKWASHER	M8 DIN 137B	2
14	33482	BALL JOINT		1
15	31752	LOCKWASHER	1/4	1
16	31754	NUT	1/4NF	1
17	31656	CAPSCREW	7/16NC X 1-1/4	6
18	31770	LOCKWASHER	7/16	6
19	31771	WASHER	FLAT 7/16	6
20	32553	ADAPTER	HBW 250 TO HOUSING	1
21	31789	WASHER	M10 DIN 125	6
22	19262	LOCKWASHER	M10 DIN 127	6
23	13629	CAPSCREW	M10 X 25 DIN 933	6
24	33425	BRACKET	SHIFT CABLE	1
25	31786	LOCKWASHER	M8 DIN 127	2
26	17196	CAPSCREW	M8 X 20 DIN 933	2
27- 1	33269	FBW GEAR	MODEL 360 1.6 TO 1	1
27- 2	33270	FBW GEAR	MODEL 360 2.1 TC 1	1
27- 3	33271	FBW GEAR	MODEL 360 3.0 TO 1	1

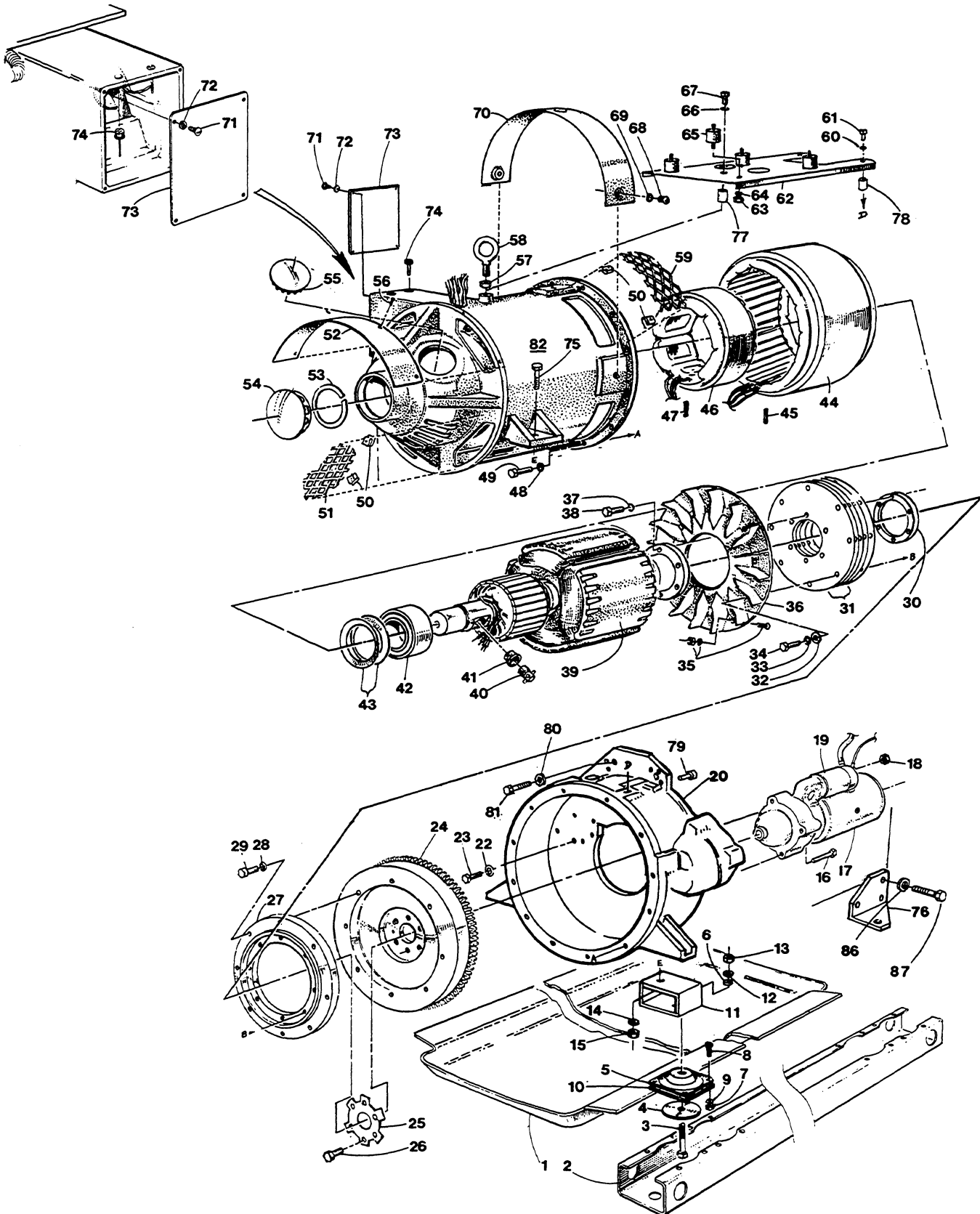
WESTERBEKE 70 - 100 - WARNER TRANSMISSION



WESTERBEKE 70 - 100 - WARNER TRANSMISSION

REF	PN	NAME	REMARKS	QUAN
1	11657	COOLER	OIL-WARNER HYDRAULIC GEAR-W70	1
2	11411	CLAMP	HOSE-MOUNT COOLER TO BRACKET	2
3	13330	ELBOW	COOLER TO HOSE	1
4	13338	ELBOW	3/8NPT BRASS STREET	1
5	13057	BRACKET	COOLER MOUNT-WARNER GEAR	1
6	11341	CLAMP	HOSE	2
7	19059	HOSE	INCHES REQUIRED	16
8	30183	ELBOW	1/2NPT X 7/8 HOSE	2
9	11471	PETCOCK		1
10	13330	ELBOW	HOSE TO WARNER GEAR	1
11	11921	HOSE	OIL-W70	1
12- 1	22114	HOSE	OIL-W70-WARNER DIRECT DRIVE	1
12- 2	23567	HOSE	OIL-W70-WARNER REDUCTION	1
13	13348	CONNECTOR	HOSE TO WARNER GEAR	1
14- 1	11630	GEAR	WARNER HYDRAULIC DD	1
14- 2	11631	GEAR	WARNER HYDRAULIC 1.5	1
14- 3	11635	GEAR	WARNER HYDRAULIC 1.9 OFF ROT	1
14- 4	11632	GEAR	WARNER HYDRAULIC 2.0	1
14- 5	11633	GEAR	WARNER HYDRAULIC 2.5	1
14- 6	11634	GEAR	WARNER HYDRAULIC 3.0	1
15	31770	LOCKWASHER	7/16	4
16	31656	CAPSCREW	7/16NC X	4
17	23467	STUD	7/16NC X 4	2
18	31770	LOCKWASHER	7/16	2
19	31768	NUT	7/16NC	2
20	31754	NUT	1/4NF	1
21	31752	LOCKWASHER	1/4	1
22	33482	BALL JOINT		1
23		SCREW	10-32 X 5/8	2
24	13325	CLAMP	CABLE	1
25	13870	SHIM	CABLE	1
26		LOCKWASHER	10	2
27		NUT	10-32	2
28	32315	BRACKET	CABLE	1
40- 1		NOTE	REFER TO FRESH WATER COOLING SYSTEM-REAR	
40- 2			FOR OIL COOLER AND HOSES ON W-100	

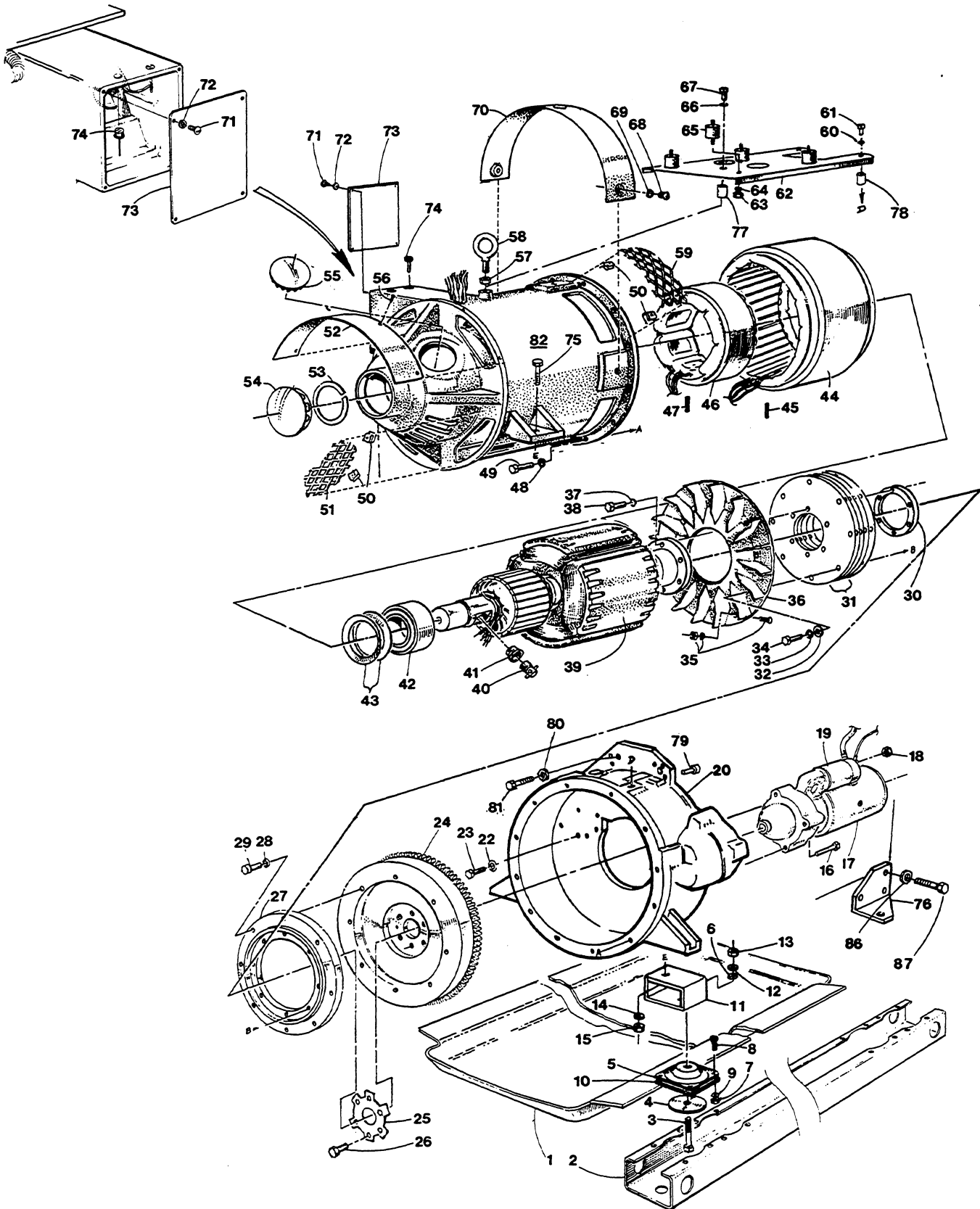
WESTERBEKE 25KW GENERATOR AND BACK END



WESTERBEKE 25KW GENERATOR AND BACK END

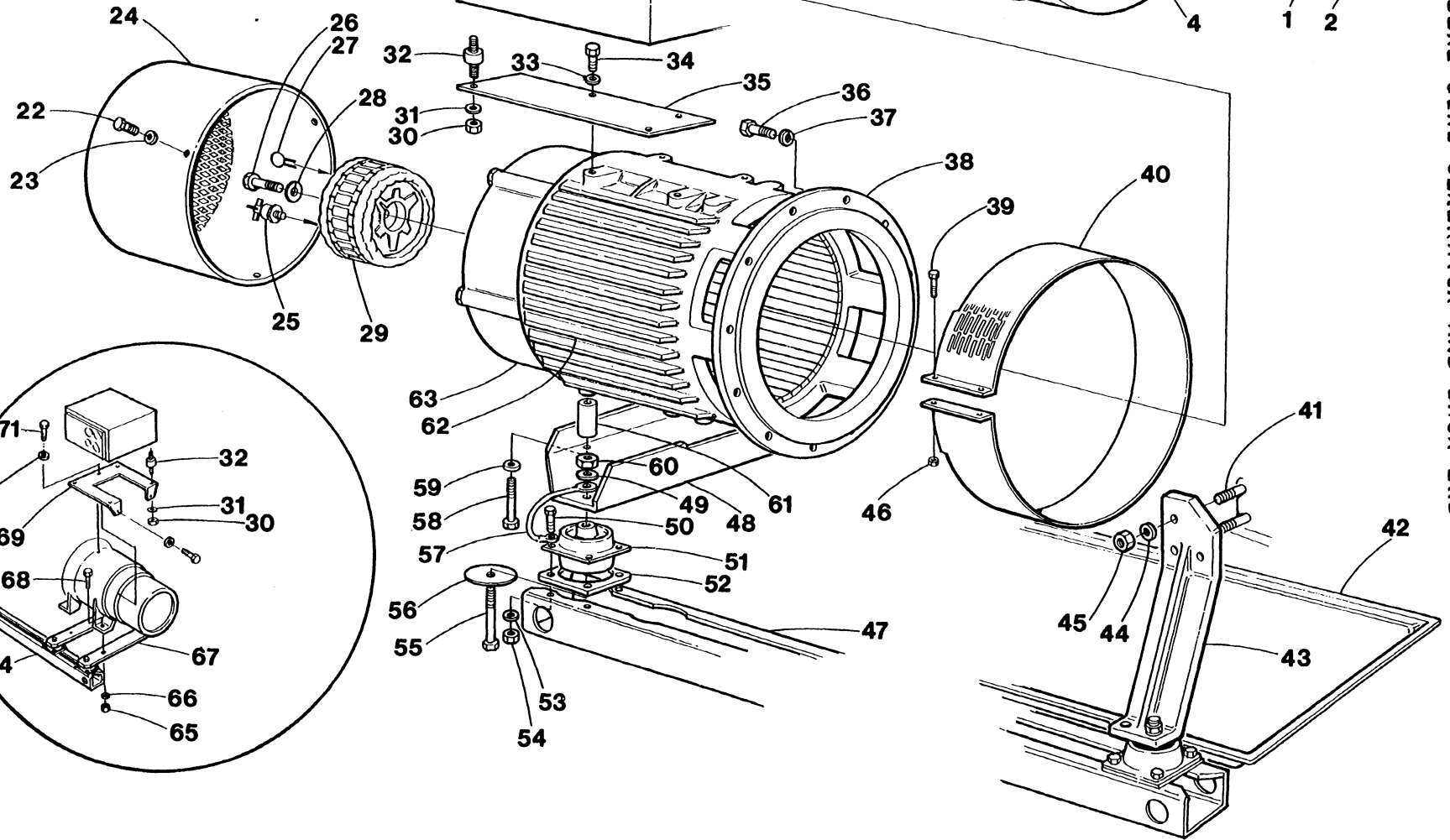
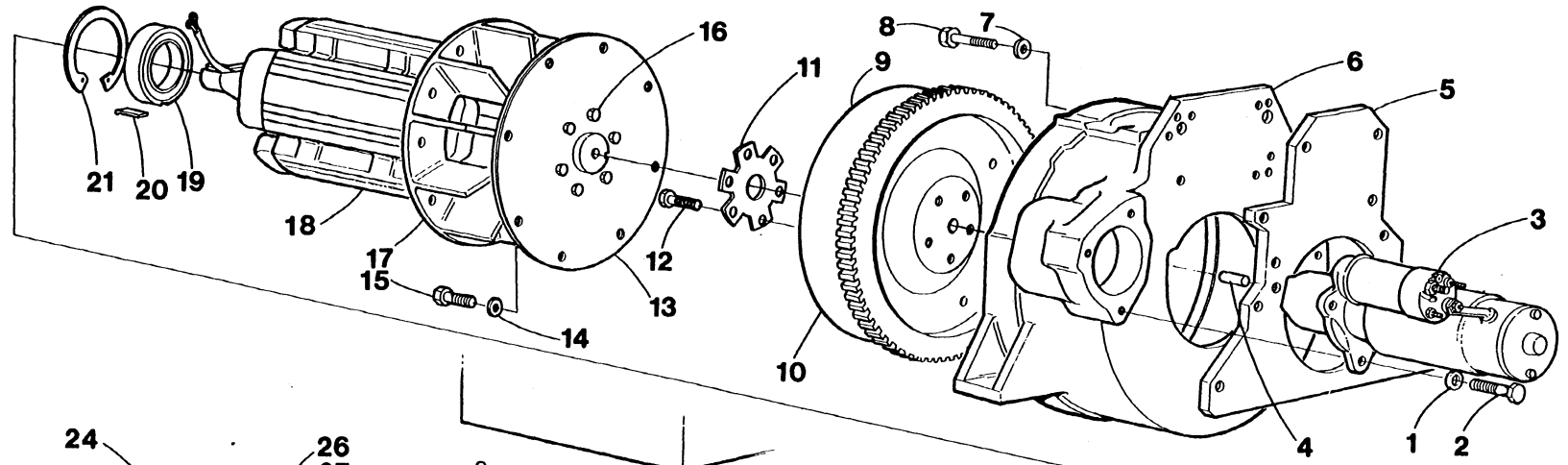
REF	PN	NAME	REMARKS	QUAN
1	32423	DRIPTRAY		1
2	30028	RAIL		2
3	31717	CAPSCREW	1/2NC X 4	4
4	24674	WASHER	SNUBBING	4
5	15239	ISOLATOR		4
6	31777	WASHER	FLAT 1/2	4
7	31756	NUT	5/16NC	16
8	31555	CAPSCREW	5/16NC X 1	16
9	31758	LOCKWASHER	5/16	16
10	33574	PLATE	ISCLATOR TO RAIL	4
11	32322	MOUNT	REAR	2
12	31776	LOCKWASHER	1/2	4
13	31774	NUT	1/2NC	4
14	31776	LOCKWASHER	1/2	2
15	31774	NUT	1/2NC	2
16- 1	31606	CAPSCREW	3/8NC X 1-1/4	3
16- 2	31764	LOCKWASHER	3/8	3
17	23953	MOTOR	STARTER INCLUDING SOLENOID	1
20	32154	HOUSING	FLYWHEEL	1
22	19262	LOCKWASHER	M10 DIN 127	6
23	24952	CAPSCREW	M10 X 1.25 X 25 DIN 961	6
24- 1	32266	FLYWHEEL	WITH RING GEAR	1
24- 2	23579	GEAR	RING	1
25	31166	TABWASHER		1
26	31223	CAPSCREW	M14 X 1.5 X 30 DIN 961	6
27	33306	ADAPTER	FLYWHEEL TO GENERATOR DRIVE DISC	1
28	31764	LOCKWASHER	3/8	8
29	31608	CAPSCREW	3/8NC X 1-3/4	8
30	32245	RING	CLAMPING	1
31	32246	DISC	DRIVE	5
32	31759	WASHER	FLAT 5/16	8
33	31758	LOCKWASHER	5/16	8
34	31556	CAPSCREW	5/16NC X 1-1/4	8
35- 1		NOTE	SCREW-WASHERS-NUT ARE PART OF FACTORY	
35- 2			BALANCING-DO NOT REMOVE	
36	32247	FAN		1
37	31758	LOCKWASHER	5/16	6
38	31556	CAPSCREW	5/16NC X 1 1/4	6
39	32238	ROTOR		1
40	32242	RECTIFIER	BRIDGE	1
42	32243	BEARING		1
43	32233	WASHER	BELLEVILLE	2
44- 1	32236	STATOR	1 PHASE	1
44- 2	32610	STATCR	3 PHASE	1
45	32186	PIN	SPRING	1

WESTERBEKE 25KW GENERATOR AND BACK END



WESTERBEKE 25KW GENERATOR AND BACK END

REF	PN	NAME	REMARKS	QUAN
46	32237	STATOR	EXCITER	1
47	32186	PIN	SPRING	1
48	31764	LOCKWASHER	3/8	12
49	31606	CAPSCREW	3/8NC X 1-1/4	12
50	32185	CLIP	SCREEN RETAINING	16
51	32250	SCREEN	INLET AIR	4
52	32253	SHROUD	INLET AIR	1
53	32241	RING	RETAINING	1
54	32232	PLUG	BUTTON 3 DIA	1
55	32231	PLUG	BUTTON 2-1/4 DIA	1
56	32188	SCREW	DRIVE	4
57	31762	NUT	3/8NC	1
58	32234	EYEBOLT		1
59	32249	SCREEN	EXHAUST AIR	4
60	31758	LOCKWASHER	5/16	2
61	31557	CAPSCREW	5/16NC X 1-1/2	2
62	31167	BRACKET	PANEL MOUNT	1
63	31750	NUT	1/4NC	8
64	31752	LOCKWASHER	1/4	8
65	19624	ISOLATOR	PANEL MOUNT	4
66	31764	LOCKWASHER	3/8	1
67	31608	CAPSCREW	3/8NC X 1-3/4	1
68		SCREW	1/4NC X 1/2	3
69	31752	LOCKWASHER	1/4	3
70	32251	SHROUD	EXHAUST AIR	1
71		SCREW	1/4NC X 1/2	4
72	31752	LOCKWASHER	1/4	4
73		COVER		1
74	32609	DIODE		2
75	31707	CAPSCREW	1/2NC X 1-1/2	2
76- 1	32319	MOUNT	FRONT RIGHT	1
76- 2	32320	MOUNT	FRONT LEFT	1
77	33713	SPACER	BRACKET TO GENERATOR	1
78	24242	SPACER	BRACKET TO HOUSING	2
79	31154	DOWEL	STEP-BLOCK TO HOUSING	2
80	31797	LOCKWASHER	M14 DIN 127	2
81	31223	CAPSCREW	M14 X 1.5 X 30 DIN 961	2
82- 1	32611	HOUSING	STATOR ASSEMBLY-1 PHASE	1
82- 2	32612	HOUSING	STATOR ASSEMBLY-3 PHASE	1
83	32290	STRAP	GROUND GENSET TO RAIL	1
84	32291	STRAP	GROUND PANEL TO GENSET	1
85- 1	32393	GENERATOR	1 PHASE	1
85- 2	32911	GENERATOR	3 PHASE	1
86	19262	LOCKWASHER	M10 DIN 127	6
87	31883	CAPSCREW	M10 X 1.25 X 30 JIS	6

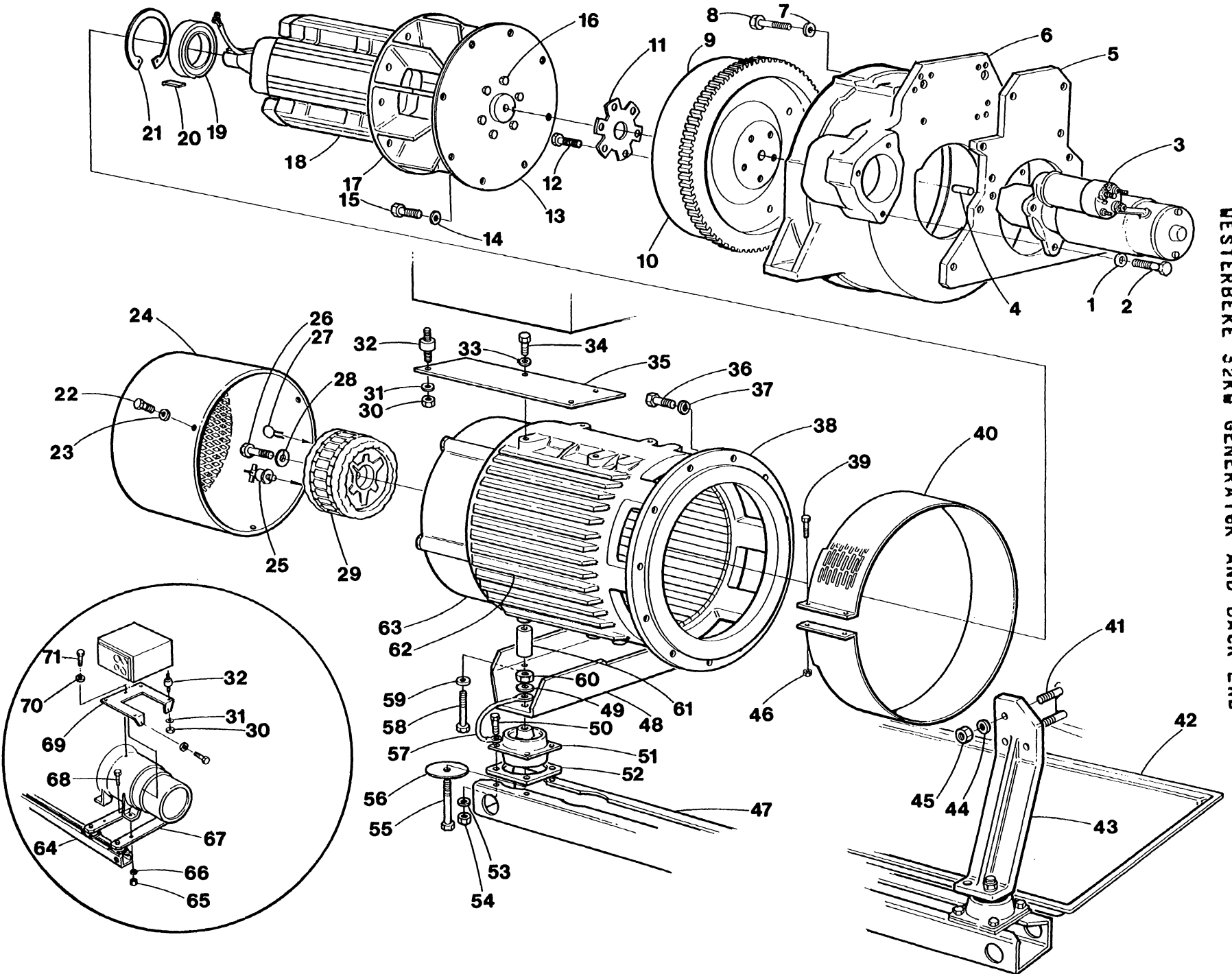


WESTERBEKE 32KW GENERATOR AND BACK END

WESTERBEKE 32KW GENERATOR AND BACK END

REF	PN	NAME	REMARKS	QUAN
1	31764	LOCKWASHER	3/8	3
2	31606	CAPSCREW	3/8NC X 1-1/4	3
3	31226	MOTOR	STARTER 12VDC	1
4	11498	COWEL	3/8 X 1	2
5	32158	SPACER	BLOCK TO HOUSING	1
6	32154	HOUSING	FLYWHEEL	1
7	31764	LOCKWASHER	3/8	8
8	31606	CAPSCREW	3/8NC X 1-1/4	8
9	24728	FLYWHEEL	WITH RING GEAR	1
10	23579	GEAR	RING	1
11	31166	TABWASHER	FLYWHEEL BOLTS	1
12	24411	ECLT	FLYWHEEL	6
13		DISC	DRIVE	
14	31764	LOCKWASHER	3/8	8
15	31605	CAPSCREW	3/8NC X 1	8
16- 1		CAPSCREW	5/16NF X 1	6
16- 2	31758	LOCKWASHER	5/16	6
17- 1		FAN		1
17- 2		HUB	FAN	1
17- 3	31555	CAPSCREW	5/16NC X 1	
17- 4	31758	LOCKWASHER	5/16	
18		ARMATURE	ASSEMBLY	1
19	33294	BEARING		1
20	33296	RETAINER	BEARING	1
21	33295	RING	RETAINING	1
22	31503	CAPSCREW	1/4NC X 3/4	3
23	31752	LOCKWASHER	1/4	3
24		COVER	END	1
25	33292	RECTIFIER	BRIDGE	1
26	31608	CAPSCREW	3/8NC X 1-3/4	1
27	33293	CAPACITOR	SUPPRESSOR	1
28	31764	LOCKWASHER	3/8	1
29- 1		FIELD	EXCITER	1
29- 2		ARMATURE	EXCITER	1
30	31750	NUT	1/4NC	8
31	31752	LOCKWASHER	1/4	8
32	19024	ISOLATOR	PANEL MOUNTING	4
33	31764	LOCKWASHER	3/8	4
34	31603	CAPSCREW	3/8NC X 3/4	4
35	32402	BRACKET	PANEL MOUNTING	2
36	31606	CAPSCREW	3/8NC X 1-1/4	12
37	31764	LOCKWASHER	3/8	12
38		ADAPTER	STATOR TO FLYWHEEL HOUSING	1
39		SCREW	1/4NC X 1-1/2 SLOT RH	2
40		SCREEN	FAN	1
41	12503	STUD	7/16NF X 1-9/16	6
42	32423	DRIPTRAY		1
43	32324	MOUNT	FRONT	2
44	31770	LOCKWASHER	7/16	6
45	31772	NLT	7/16NF	6

WESTERBEKE 32KW GENERATOR AND BACK END



WESTERBEKE 32KW GENERATOR AND BACK END

REF	PN	NAME	REMARKS	QUAN
46	31750	NUT	1/4NC	2
47	30028	RAIL		2
48	32327	MOUNT	REAR	1
49	31776	LOCKWASHER	1/2	4
50	31555	CAPSCREW	5/16NC X 1	16
51	15239	ISOLATOR		4
52	33574	PLATE	ISOLATOR TO RAIL	4
53	31758	LOCKWASHER	5/16	16
54	31756	NUT	5/16NC	16
55	31717	CAPSCREW	1/2NC X 4	4
56	24674	WASHER	ISOLATOR SNUBBING	4
57	32290	STRAP	GROUND RAIL TO GENSET	1
58	31613	CAPSCREW	3/8NC X 3	4
59	31765	WASHER	FLAT 3/8	4
60	31762	NUT	3/8NC	4
61	32328	SPACER	MOUNT TO STATOR HOUSING	4
62		STATOR	ASSEMBLY	1
63		END BELL		1
64	33420	RAIL	32KW .8PF	2
65		NUT	5/8 NC	4
66	31827	LOCKWASHER	5/8	4
67	33421	MOUNT	REAR-32KW .8PF	1
68		CAPSCREW	5/8 NC X 2-1/2	4
69	33422	BRACKET	PANEL MOUNT-32KW .8PF	1
70	31777	WASHER	FLAT 1/2	1
71	31706	CAPSCREW	1/2 NC X 1-1/4	1
80- 1	32615	GENERATOR	32KW 1 PHASE	1
80- 2	33215	GENERATOR	30 KW 3 PHASE	1
80- 3	33393	GENERATOR	32KW 1 PHASE .8PF	1

WESTERBEKE 70 - 100 - MISCELLANECUS

REF	PN	NAME	REMARKS	QUAN
1- 1	32557	KIT A	W70 SPARE PARTS	1
1- 2	32558	KIT B	W70 SPARE PARTS-EXTENDED CRUISING	1
1- 3	32561	KIT A	W100 SPARE PARTS	1
1- 4	32562	KIT B	W100 SPARE PARTS-EXTENDED CRUISING	1
2- 1	32555	GASKET SET	UPPER-W70	1
2- 2	32559	GASKET SET	UPPER-W100	1
3- 1	32556	GASKET SET	COMPLETE-W70	1
3- 2	32560	GASKET SET	COMPLETE-W100	1
4	24177	KIT	REMOTE FRESH WATER SURGE TANK	1
5	13758	PAINT	RED-AEROSOL SPRAY CAN	1
6	32973	FILTER	REMOTE LUBE OIL KIT	1
7	20654	SPLITTER	ALTERNATOR OUTPUT	1
8	30760	HARNESS	15 FOOT EXTENSION	1
9	32133	SWITCH	GENERATOR SHIP-SHORE	1
10	33620	PARTSLIST		1
11	33355	MANUAL	TECHNICAL	1
12- 1	33507	MANUAL	OPERATOR-PROPELLSION	1
12- 2	33533	MANUAL	OPERATOR-25KW GENSET	1
12- 3	33511	MANUAL	OPERATOR-32KW GENSET	1
13- 1	33094	KIT	FUEL HARDWARE-W70	1
13- 2	33095	KIT	FUEL HARDWARE-W100	1
14- 1	33353	DECAL	25KW GENSET AC OUTPUT CONNECTIONS	1
14- 2	33354	DECAL	32KW GENSET AC OUTPUT CONNECTIONS	1
15	32974	FILTER	SEDIMENTER/WATER TRAP	1

