

# Electromechanical Fuel Shutoff Valves

MV-94134B  
Revised 07-99  
Catalog Section 55  
(00-02-0124)



Model M5081

## M25 and M50 Series

- Instant Response to Shut Off Signal
- Positive Valve Closure
- Vents Gases Trapped After Shutdown
- Explosion-proof Models Available
- Models Available for Magneto, CD Ignition or 12/24 VDC
- Normally Energized Model Available

### Description

These fuel shutoff valves are semi-automatic devices for shutdown of natural gas fueled engines. The valve is opened manually and closes when the electromagnet is energized and trips the latch. The valve can be closed manually by turning the valve's disconnect knob. A normally energized model is available that holds the valve open electrically and closes when the coil is de-energized. A vent in the valve body relieves trapped gas when the valve closes. A pop-out indicator button informs you when the valve is open or closed.

The valve's tripping power is provided by an engine ignition system or battery. Models are available for magneto, CD ignition or 12/24 V battery.

The **M2582 is a 1 inch (25 mm) valve** with 1 NPT connections. It has one SPDT snap-switch. The valve body is made of sandcast aluminum. It does not include the open/close indicator button.

**M5081 is a 2 inch (51 mm) valve** with 2 NPT connections. It has *two* SPDT snap-switches. The valve body is available in sandcast aluminum or cast steel (optional).

**M5081FS** is the same as the M5081 but has a normally energized circuit. This circuit allows the valve to be held open electrically and close by interruption of the coil's power circuit. **A manual trip knob is not available on this model.** An optional 2 in. (51 mm) steel flange pipe connection is available for M5081 and M5081FS steel body models (see Dimensions page 3).

### Specifications

**Valve Body:** Sandcast aluminum, painted red (corrosion resistance). Optional cast steel available for M5081 and M5081FS models only.

**Valve Seat:** Buna-N

#### Maximum Pressure Rating:

- M2582: 80 psig (552 kPa) [5.52 bar]
- M5081: 100 psig (689 kPa) [6.89 bar]
- M5081FS: 100 psig (689 kPa) [6.89 bar]

**Coil Rating:** Intermittent duty; coil type must match power source;

- CD ignition coil resistance: 72  $\Omega$   
CD primary voltage: 1.38 to 3.8 A
- M5081FS model: Energized to run (continuous-duty coil) coil resistance:  
12 Volt model: 33  $\Omega$  (0.36 A)  
24 Volt model: 136  $\Omega$  (0.17 A)
- Magneto ignition coil resistance: 0.5  $\Omega$
- Magneto primary voltage: 1 to 5 A
- Battery coil resistance : 7  $\Omega$   
12 or 24 VDC: 1.2 to 2.4 A

#### Wiring (See *Internal Wiring* page 2):

- M2582: *Wire leads*
- M5081 and M5081FS: *Terminal blocks*

**Snap-switch Rating:** 5 A @ 480 VAC

**Laboratory Approval:** CSA listed for Class I, Groups C and D Hazardous Locations. 5 amps maximum; intermittent duty; models M5081 and M5081-CD engine ignition powered, and model M5081-B, 12 or 24 VAC or VDC; switch contacts rated 5 A @ 480 VAC maximum.

### Options and Accessories

#### Diode Package (65010065)

The Murphy 202 V diode package is designed to allow the fuel shutoff valve to be used with dual Magneto Ignition systems. Sold separately (see How to Order).

#### Magnetic Switch Adapter

As ignition systems wear from usage their power output becomes less and less. Ignition may not have the capacity to reliably trip the fuel valve. Therefore, the use of a Magnetic Switch Adapter for *CD ignition systems* is recommended. The adapter stores energy from the CD ignition to trip the fuel valve. Three models are available:

**65020126:** For Negative Ground CD Ignitions up to 240 VDC

**65020127:** For Positive Ground CD Ignitions up to 450 VDC

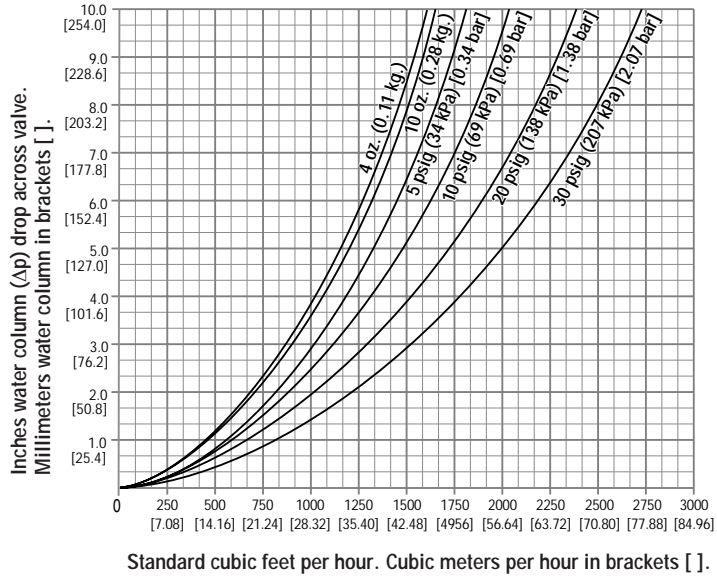
**65020155:** For Negative Ground CD Ignitions 240 VDC to 450 VDC

### Warranty

A limited warranty on materials and workmanship is given with this FW Murphy product. A copy of the warranty may be viewed or printed by going to [www.fwmurphy.com/support/warranty.htm](http://www.fwmurphy.com/support/warranty.htm)

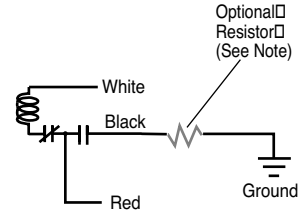
## Flow Rates

M2582



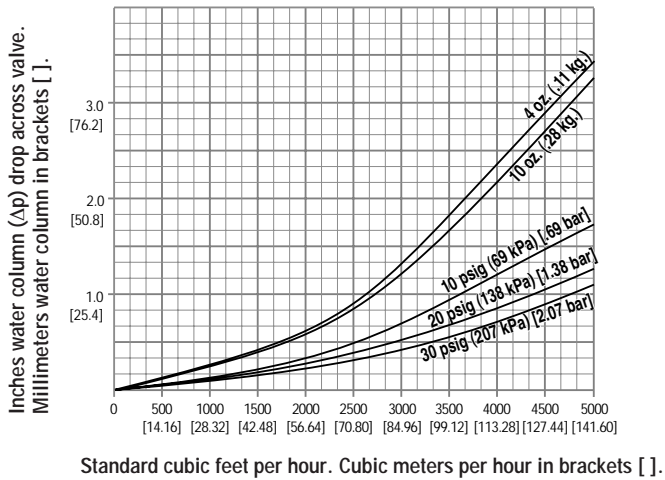
## Internal Wiring

M2582

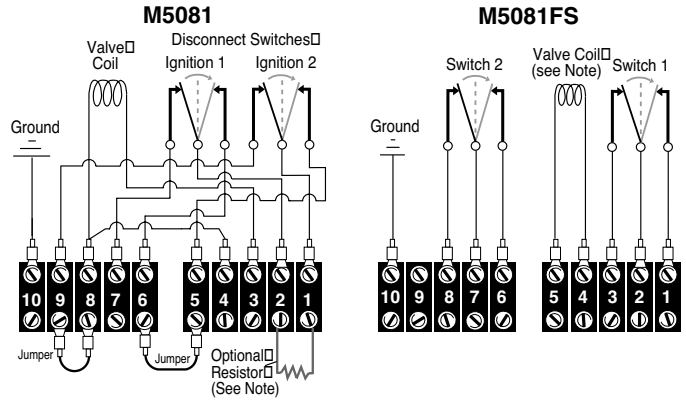


**NOTE:** For grounding the ignition (CD models only) through the fuel valve's internal snap-switch, a Murphy Magnetic Switch adapter (see page 4) must be used in addition to a 100 ohm, 2 watt resistor (supplied with valve).

M5081 and M5081FS



M5081 and M5081FS

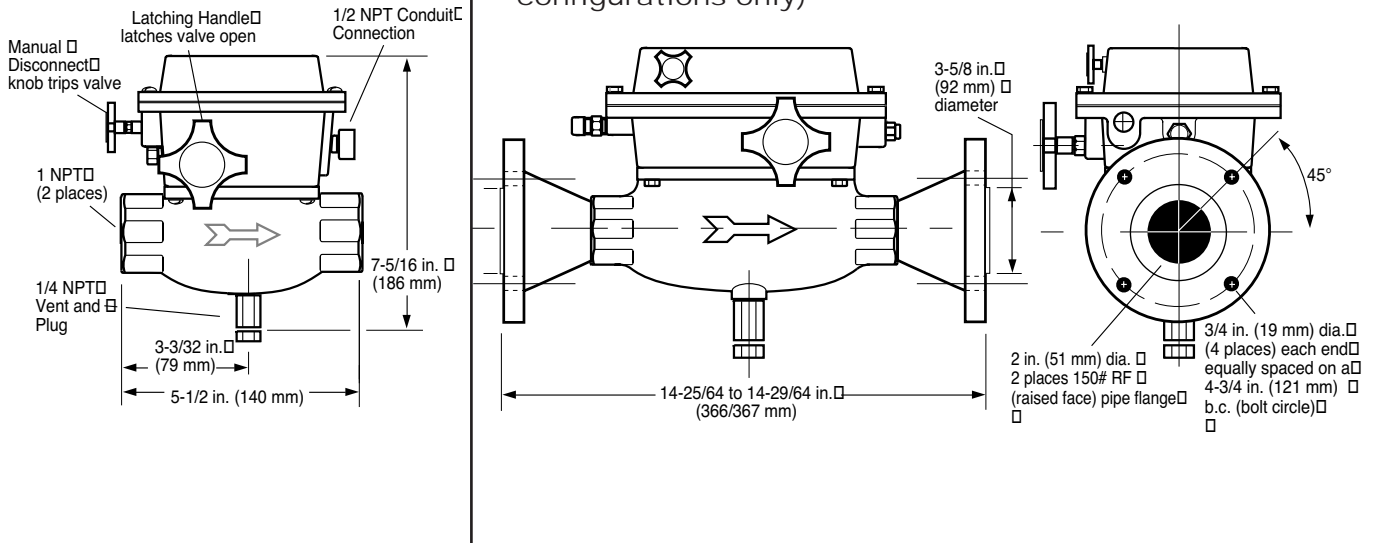


**NOTE:** For grounding the ignition (CD models only) through the fuel valve's internal snap-switch, a Murphy Magnetic Switch adapter (see page 4) must be used in addition to a 100 ohm, 2 watt resistor (supplied with valve).

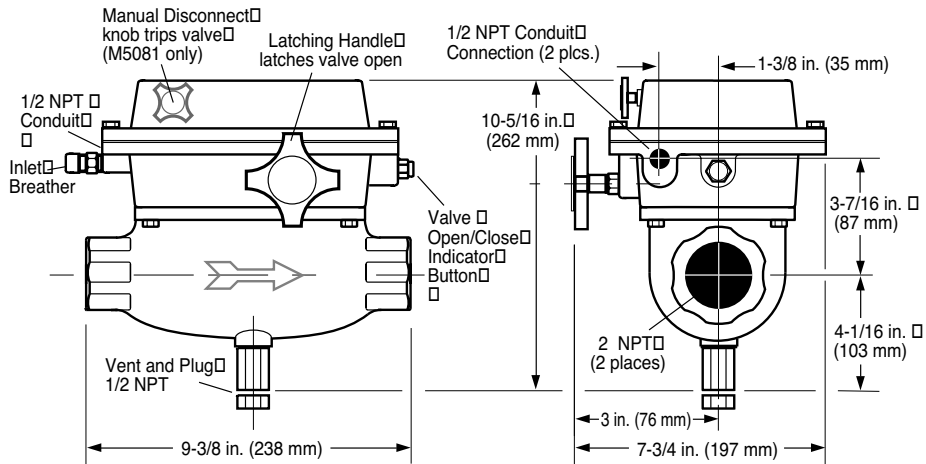
# Dimensions

M2582

Steel Flanged Option "3"  
(available on M5081 and M5081FS steel body configurations only)



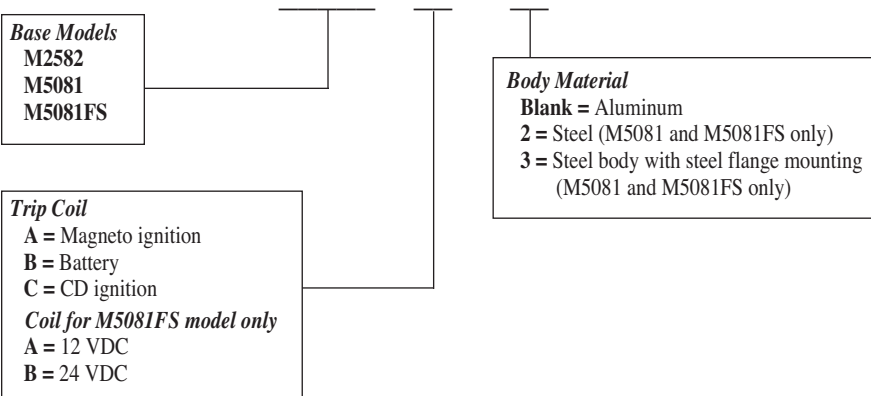
M5081 and M5081FS



# How to Order

To order your valve, use the diagram below to specify your model and options.

Example: **M5081-A-2**



## Accessories

Specify part number when ordering.

### Magnetic Switch Adapter

**65020126:** For Negative Ground CD Ignitions up to 240 VDC

**65020127:** For Positive Ground CD Ignitions up to 450 VDC

**65020155:** For Negative Ground CD Ignitions 240 VDC to 450 VDC

### Diode Package

**65010065:** For use with dual Magneto Ignition systems.

## Shipping Information

### Shipping Weights:

- M2582: 5 lbs 8 oz. (2.49 kg)
- M5081: 14 lbs 8 oz. (6.58 kg)
- M5081-2: 40 lbs (18.14 kg)
- M5081-3: 56 lbs (25.40 kg)
- M5081FS: 14 lbs 8 oz. (6.58 kg)
- M5081FS-2: 40 lbs (18.14 kg)
- M5081FS-3: 56 lbs (25.40 kg)

### Shipping Dimensions:

- M2582: 8 x 8 x 7 in. (203 x 203 x 178 mm)
- M5081: 12 x 12 x 9-5/16 in. (305 x 305 x 237 mm)
- M5081-2: 12 x 12 x 9-5/16 in. (305 x 305 x 237 mm)
- M5081-3: 18 x 12 x 13-1/2 in. (457 x 305 x 343 mm)
- M5081FS: 12 x 12 x 9-5/16 in. (305 x 305 x 237 mm)
- M5081FS-2: 12 x 12 x 9-5/16 in. (305 x 305 x 237 mm)
- M5081FS-3: 18 x 12 x 13-1/2 in. (457 x 305 x 343 mm)

## Service Parts

Specify part number when ordering.

	M2582	M5081	M5081FS
<b>Coil Assembly</b>			
Battery	55000128	55000126	_____
CD Ignition	55000129	55000127	_____
Magneto Ignition	55000094	55000080	_____
<b>"FS" Coil Assembly</b>			
12 VDC	_____	_____	55000158
24 VDC	_____	_____	55000159
<b>Latch Block Assembly</b>			
Latch block assembly	55000095	55000074	_____
Latch block switch and coil assembly	55000144	_____	_____
Latch block switch and mounting bracket assembly	_____	55000118	_____
<b>Handle and Latch Kit</b>			
Handle and latch kit	_____	55000102	55000102
Handle kit	55000096	_____	_____
<b>Manual Disconnect Assembly</b>			
Manual Disconnect Assembly	55000097	55000137	_____
<b>Snap-switch Assembly</b>			
Snap-switch Assembly	55000098	55000072	55000160
<b>Close/Open Indicator Assembly</b>			
Close/Open Indicator Assembly	_____	5500-0138	55000138
<b>Stem and Seat Kit</b>			
Stem and Seat Kit	55000093	55000075	55000135
<b>Top Works Complete Valve Less Body and Vent</b>			
Top Works Complete Valve Less Body and Vent	55000146	55000131	55000161 (12V) 55000194 (24V)
<b>Vent Bushing Assembly</b>			
Vent Bushing Assembly	55000143	55000132	55000132
<b>Diaphragm Assembly</b>			
Diaphragm Assembly	_____	_____	_____
<b>Pilot Diaphragm</b>			
Pilot Diaphragm	_____	_____	_____
<b>Diode Package for Dual Magneto Ignitions</b>			
Diode Package for Dual Magneto Ignitions	_____	65010065	_____
<b>Magnetic Switch Adapter for CD Ignitions</b>			
Single/Dual ign. - negative ground up to 240 VDC	65020126	65020126	_____
Single/Dual ign. - positive ground up to 450 VDC	65020127	65020127	_____
Single/Dual ign. - negative ground up to 450 VDC	65020155	65020155	_____

### FW MURPHY

P.O. Box 470248  
Tulsa, Oklahoma 74147 USA  
+1 918 317 4100 Fax: +1 918 317 4266  
E-mail: sales@fwmurphy.com

### INDUSTRIAL PANEL DIVISION

Fax: +1 918 317 4124  
E-mail: ipdsales@fwmurphy.com

### MURPHY POWER IGNITION

Web site: www.murphy-pi.com

[www.fwmurphy.com](http://www.fwmurphy.com)

### CONTROL SYSTEMS & SERVICES DIVISION

P.O. Box 1819  
Rosenberg, Texas 77471 USA  
Phone: +1 281 633 4500 Fax: +1 281 633 4588  
E-mail: sales@fwmurphy.com

### FRANK W. MURPHY, LTD

Church Rd Laverstock  
Salisbury SP1 1OZ UK  
Phone: +44 172 241 0055 Fax: +44 172 241 0088  
E-mail: sales@fwmurphy.co.uk  
Web site: www.fwmurphy.co.uk

### COMPUTRONIC CONTROLS, LTD

41 - 43 Railway Terrace Nechells  
Birmingham B7 5NG UK  
Phone: +44 121 327 8500 Fax: +44 121 327 8501  
E-mail: info@computroniccontrols.com  
Web site: www.computroniccontrols.com

### FW MURPHY INSTRUMENTS (HANGZHOU) CO. LTD

77 23rd Street  
Hangzhou Economic & Technological Development Area  
Hangzhou, Zhejiang 310018 China  
Phone: +86 571 8788 6060 Fax: +86 571 8684 8878



Printed in U.S.A.